

 C.R. PLASTIC  
PRODUCTS 

2025  
OUTDOOR  
COLLECTION



**MADE FROM RECYCLED  
(HDPE) PLASTIC**

Our chairs are made with recycled HDPE plastic. HDPE plastic is strong, durable, and withstands all weather conditions.



TABLE OF CONTENTS



*we create* sustainable outdoor living

Our Commitment to Sustainability ..... 4  
 Casual Seating ..... 10  
 Outdoor Dining..... 18  
 Fire Tables ..... 34  
 Deep Seating ..... 32  
     Charleston High Back Deep Seating.. 34  
     Tofino Deep Seating ..... 38  
     Stratford Deep Seating ..... 44  
 Modular Configurations ..... 51  
 Cushions & Accessories ..... 52  
 Fabric & Frame Options ..... 56  
 Product Index  
     Adirondack Chairs ..... 58  
     Rockers & Glider ..... 58  
     Side & Cocktail Tables ..... 58  
     Footstools ..... 59  
     Benches & Lounge Chair ..... 59  
     Dining Height Seating ..... 60  
     Dining Height Tables ..... 60  
     Picnic Tables ..... 61  
     Accessible Picnic Tables ..... 6  
     Counter & Pub Height Seating ..... 62  
     Counter & Pub Height Tables ..... 63  
     Fire Tables ..... 64  
     Charleston High Back Deep Seating.. 64  
     Tofino Deep Seating ..... 64  
     Stratford Deep Seating ..... 65  
     Cushions & Accessories ..... 66

**PRODUCT LISTING LEGEND**  
How to read our dimensions



**Product Code - Product Name**  
Depth x Width x Height (Seat Height)  
Weight in lb / Weight in kg



"There is enough plastic in the world today,  
we just need to find new ways to reuse it!"

*Jamie Gott, CEO*



## Committed to sustainability

We take pride in our commitment to sustainability and ethical manufacturing practices, and we believe that it is possible to create beautiful and functional furniture while also caring for the environment. When you choose our outdoor furniture collection, you are making a choice to invest in high-quality, sustainable, and beautiful pieces that will bring joy and comfort to your outdoor living space for years to come.

## AT C.R. PLASTIC PRODUCTS,

in everything we do,  
we pursue

### SUSTAINABILITY

Made with recycled plastic.  
Our vertically integrated  
company grinds, melts,  
and extrudes all our  
lumber in-house.  
Manufactured domestically.

### QUALITY

Premium furniture made  
for life at home. Designed  
with comfort in mind,  
our 7/8" thick lumber  
& UV-stabilized pigment  
is durable and long-lasting.

### INSPIRATION

Beautiful outdoor furniture  
designed for real life. For three  
decades, we have been industry  
leaders in design & thoughtfully  
engineered outdoor furniture.

 **MADE IN NORTH AMERICA**



"What nature provides; we have  
a passion to preserve."

*Sandy Gott, Executive VP, Co-Owner*

# Good for people, good for the planet



Our premium outdoor furniture is made from up to 100% recycled plastic.

We embrace the value of recycled plastic in a circular economy. From our manufacturing facility to your home, we're making things safely and sustainably – because it matters where you shop and what you choose. With a diverse portfolio of companies committed to sustainability, our products add value and continue to develop the growing circular economy in Canada while achieving reductions in waste, carbon, & energy use.



## 25-YEAR LIMITED WARRANTY

Guaranteed never to rot, crack, or split.



## SUPERIOR FIT & FINISH

Contoured slats, custom molded arms and radius slats.



## LOW-MAINTENANCE

No painting or staining - leave it out all year!



## WEATHER-PROOF

Our durable and heavy furniture withstands all weather conditions around the globe.





★★★★★

These are the most comfortable Adirondack chairs that we have ever owned. - Terri B.



CONTOURED SEAT

Our chairs have been ergonomically designed with comfort in mind. We've engineered the ultimate landing zone between the chair seat and back, creating the best seat in the house.



SUPERIOR FIT & FINISH

Our recycled lumber components, custom molded arms, and molded radius seat slats give our products a premium fit and finish.

# CASUAL SEATING

---

Welcome to the laid-back side of outdoor living, where casual comfort meets quality and sustainability. Our durable and elegant outdoor furniture is your ticket to a relaxed escape, whether it's on a dock, by the pool, or at the cottage or beach.






*Chairs, Rockers, & Gliders*



**C01 Classic Adirondack**

33 x 32 x 40" (16)  
56 lb / 25 kg



**C03 Upright Adirondack**

31 x 32 x 42" (16)  
58 lb / 26 kg



**C04 Addy Rocker**

34 x 32 x 42" (19)  
68 lb / 31 kg



**C05 Porch Rocker**

31 x 25 x 47" (20)  
49 lb / 22 kg



*Chairs, Rockers, & Gliders*

[D x W x H] (Seat Height)



**C06 Modern Adirondack**

35 x 28 x 40.6" (16)  
50 lb / 23 kg



**C08 Kids Adirondack**

21 x 19 x 27" (10)  
26 lb / 12 kg



**G01 Single Glider**

32.5 x 31 x 46.5" (17.5)  
78 lb / 35 kg



Footstools & Benches



02 07 14 18

**B01 4' Garden Bench**

24 x 48 x 36" (18)  
84 lb / 38 kg



02 07 14 18

**B12 Basic Bench**

15 x 48 x 18"  
38 lb / 17 kg



Side & Cocktail Tables



01 02 03 04 06 07 09 11 12 13  
14 16 17 18 19 20 18 20 16 18 19

**T01 Small Rectangular Table**

18 x 13 x 17"  
14 lb / 6 kg



01 02 03 07 09 11 12 14  
16 18 19 20 18 20 16 18 19

**T04 Addy Side Table**

25 x 16 x 21"  
24 lb / 11 kg



01 02 03 04 07 09 11 12 13 14  
16 17 18 19 20 18 20 16 18 19

**TB01 Cocktail Table Legs**

18 x 18 x 17"  
13.5 lb / 6 kg

**COCKTAIL HEIGHT**  
pair with **TT03**



01 02 03 04 06 07 09 11 12 13  
14 16 17 18 19 20 18 20 16 18 19

**F01 Footstool**

19 x 18 x 12"  
13 lb / 6 kg



01 02 03 04 07 09 11 12 13 14  
16 17 18 19 20 18 20 16 18 19

**F04 Premium Footstool**

18 x 18 x 16"  
19 lb / 9 kg







Lounge Chair & Pad



02 07 09 14 18 18-02 20-02 16-07 18-19

**L38 Chaise Lounge w/ Hidden Wheels**

72 x 31 x 38" (13)  
91 lb / 41 kg



**LP02 - Modern Lounge Pad**

77.5 x 23 x 2.5"  
6 lb / 3 kg

RECLINE ANGLES



114°  
(upright position)



133°



152°



170°  
(laying down)



# OUTDOOR DINING

---

Style, durability, and sustainability meet in our line of elegant outdoor dining furniture. Crafted from up to 100% recycled plastic and designed to withstand all weather conditions. **Available in dining, counter, or pub height.**





*DINING HEIGHT - Napa Dining Collection*



02 07 14 16 18 18 20 16 18

**T301 Napa 84" Dining Table**

84 x 37.5 x 31"  
230 lb / 104 kg  
w/ 2" Umbrella Hole  
**DINING HEIGHT**



**NEW**

02 07 14 16 18 18 20 16 18

**T302 Napa 72" Dining Table**

72 x 37.5 x 31"  
210 lbs / 95 kg  
w/ 2" Umbrella Hole  
**DINING HEIGHT**

**DINING HEIGHT:**

**Table height: 30" - 31"**  
**Chairs: 18" seat height**

**NEW FOR 2025!**

Napa Chairs are also available  
in Counter Height & Pub Height.

**PUB HEIGHT: C311, C313**  
**COUNTER HEIGHT: C311C, C313C**



02 07 14 16 18 18 20 16 18

**C321 Napa Dining Side Chair**

24 x 18.5 x 35" (18)  
33 lb / 15 kg  
**DINING HEIGHT**



02 07 14 16 18 18 20 16 18

**C322 Napa Dining Swivel Arm Chair**

24 x 25.5 x 35" (18)  
45 lb / 21 kg  
**DINING HEIGHT**



02 07 14 16 18 18 20 16 18

**C323 Napa Dining Arm Chair**

24 x 25.5 x 35" (18)  
35 lb / 17 kg  
**DINING HEIGHT**



*DINING HEIGHT - Seating & Tables*



02 07 14 16 18 18<sub>-02</sub> 20<sub>-02</sub> 16<sub>-07</sub> 18<sub>-19</sub>

**C11 Addy Dining Side Chair**

21 x 18 x 41" (18)  
29 lb / 13 kg

**DINING HEIGHT**



02 07 14 16 18 18<sub>-02</sub> 20<sub>-02</sub> 16<sub>-07</sub> 18<sub>-19</sub>

**C15 Addy Swivel Dining Arm Chair**

24 x 25 x 40" (18)  
48 lb / 22 kg

**DINING HEIGHT**



02 07 14 16 18 18<sub>-02</sub> 20<sub>-02</sub> 16<sub>-07</sub> 18<sub>-19</sub>

**B201 Harvest Dining Bench**

72 x 12 x 18" (18)  
75 lb / 34 kg

**DINING HEIGHT**



NEW

02 07 14 16 18 18<sub>-02</sub> 20<sub>-02</sub> 16<sub>-07</sub> 18<sub>-19</sub>

**T05 48" Round Dining Table**

48 x 48 x 30"  
126 lbs / 57 kg

w/ 2" Umbrella Hole  
**DINING HEIGHT**



02 07 14 16 18 18<sub>-02</sub> 20<sub>-02</sub> 16<sub>-07</sub> 18<sub>-19</sub>

**T203 Harvest Wide Dining Table**

72 x 38 x 31"  
180 lb / 82 kg

w/ 2" Umbrella Hole  
**DINING HEIGHT**



Mix & Match our  
Napa Dining Chairs  
**(C321, C322, C323)**  
with any of our  
**DINING HEIGHT**  
tables





*DINING HEIGHT - Table Bases & Table Tops*



02 07 14 16 18

**TB02 Dining Table Legs**

21 x 21 x 29"  
21 lb / 9.5 kg

**DINING HEIGHT**



02 07 14 16 18

**TB22 Premium Dining Table Legs**

23 x 23 x 30"  
38 lb / 17 kg

**DINING HEIGHT**

**DINING LEG & TABLE TOP COMPATIBILITY:**

**TB02 Dining Legs - pair with TT03 or TT04**

**TB22 Premium Dining Legs - pair with TT13**



01 02 03 04 07 09 11 12  
13 14 16 17 18 19 20

**TT03 32" Round Table Top**

32 x 32 x 1"  
35 lb / 16 kg

**No Umbrella Hole**

pair with **TB01, TB02, TB03C, TB03**



01 02 03 04 07 09 11 12  
13 14 16 17 18 19 20

**TT04 40" Round Table Top**

40 x 40 x 1"  
49 lb / 22 kg

**No Umbrella Hole**

pair with **TB02, TB03C, TB03**



01 02 03 04 07 09 11 12  
13 14 16 17 18 19 20

**TT13 40" Square Table Top**

40 x 40 x 1"  
64 lb / 29 kg

**w/ 1.625" Umbrella Hole**

pair with **TB22, TB23**



07 16 18

**T50 51" Round Picnic Table**

51" Dia. x 77 x 29" (17)  
343 lb / 156 kg  
**w/ 1.625" Umbrella Hole**



07 16 18

**T50WC 51" Round Picnic Table (Wheelchair Accessible)**

51" Dia. x 77 x 29" (17)  
343 lb / 156 kg  
**w/ 1.625" Umbrella Hole**



07 16 18

**T52 72" Rectangular Picnic Table**

72 x 60 x 31.25" (17)  
307 lb / 139 kg  
**No Umbrella Hole**



07 16 18


**T52WC 72" Rectangular Picnic Table (Wheelchair Accessible)**

86.25 x 60 x 31.25" (17)  
370 lbs / 167 kg  
**No Umbrella Hole**

*DINING HEIGHT - Picnic Tables*




COUNTER HEIGHT - Chairs & Stools



**C21C Counter Stool**

14 x 14 x 24" (24)  
16 lb / 17 kg


**COUNTER HEIGHT**



**C25C Swivel Counter Arm Chair**

24.5 x 29 x 47" (25)  
58 lb / 26 kg

**COUNTER HEIGHT**



**C28C Classic Counter Arm Chair**

26 x 24 x 47" (25)  
45 lb / 20 kg

**COUNTER HEIGHT**



NEW



**C311C Napa Counter Side Chair**

25.5 x 18.5 x 43" (26)  
34.6 lb / 15.7 kg

**COUNTER HEIGHT**



NEW



**C313C Napa Counter Arm Chair**

25.5 x 25.25 x 43" (26)  
38.6 lb / 17.5 kg

**COUNTER HEIGHT**


**COUNTER HEIGHT:**  
Chairs: 24 - 26" seat height

**PUB HEIGHT:**  
Chairs: 29 - 30" seat height

PUB HEIGHT - Chairs & Stools



NEW




**C311 Napa Pub Side Chair**

26 x 18.5 x 46.5" (29.5)  
38.6 lb / 17.5 kg

**PUB HEIGHT**




NEW



**C313 Napa Pub Arm Chair**

26 x 25.25 x 46.5" (29.5)  
42.6 lb / 19.5 kg

**PUB HEIGHT**



**C21 Bar Stool**

14 x 14 x 30"  
21 lb / 10 kg

**PUB HEIGHT**



**C23 Swivel Bar Stool**

14 x 14 x 30"  
23 lb / 10 kg

**PUB HEIGHT**



**C25 Swivel Pub Arm Chair**

25 x 25 x 47.5" (29)  
56 lb / 25 kg

**PUB HEIGHT**



**C28 Classic Pub Arm Chair**

26 x 25 x 51" (29)  
48 lb / 22 kg

**PUB HEIGHT**




COUNTER & PUB HEIGHT - Tables

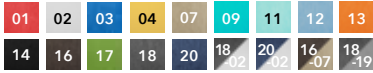
[D x W x H] (Seat Height)



**T202 Harvest Bar Table**  
72 x 28 x 41"  
144 lb / 65 kg  
No Umbrella Hole  
**PUB HEIGHT**



**T07 Pub Height Small Table**  
24 x 16 x 37"  
28 lb / 13 kg  
**PUB HEIGHT**



**T07C Counter Height Small Table**  
24 x 16 x 29"  
25 lb / 11 kg  
**COUNTER HEIGHT**



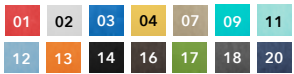
**TT03 32" Round Table Top**  
32 x 32 x 1"  
35 lb / 16 kg  
No Umbrella Hole  
pair with **TB01, TB02, TB03C, TB03**



**TT04 40" Round Table Top**  
40 x 40 x 1"  
49 lb / 22 kg  
No Umbrella Hole  
pair with **TB02, TB03C, TB03**



**TT13 40" Square Table Top**  
40 x 40 x 1"  
64 lb / 29 kg  
w/ 1.625" Umbrella Hole  
pair with **TB22, TB23**



**TB03C Counter Table Legs**  
21 x 21 x 37"  
22 lb / 10 kg  
**COUNTER HEIGHT**



**TB03 Pub Table Legs**  
21 x 21 x 40"  
22 lb / 10 kg  
**PUB HEIGHT**



**TB23 Premium Pub Table Legs**  
24 x 24 x 40"  
44 lb / 22 kg  
**PUB HEIGHT**

**COUNTER LEG / TABLE TOP COMPATIBILITY:** TB03C Counter Legs - pair with TT03 or TT04  
**PUB LEG / TABLE TOP COMPATIBILITY:** TB03 Pub Legs - pair with TT03 or TT04,  
TB23 Premium Pub Table Legs - pair with TT13

# FIRE TABLES

Designed for easy entertaining and worry-free ambiance, our outdoor fire tables are easy to use and ignite with the push of a button.



WARNING: Do not operate fire tables without wind guard

## Fire Tables & Accessories



02 07 14 16 18

### FT01 48" Rectangular Fire Table

Includes fire glass & wind guard  
12"x 24" Burner, 55,000 BTU  
31 x 48 x 30"  
172 lb / 78 kg



02 07 14 16 18

### FT02 46" Round Fire Table

Includes fire glass & wind guard  
20" Round Burner, 55,000 BTU  
46 x 46 x 30.75"  
1727lb / 80 kg

### 1FT1224 Rectangular Fire Table Smoked Glass Cover

Covers 12"x 24" Burner  
(FT01 Fire Table)  
25.5 x 13.5 x 0.2"  
7.2 lbs / 3.25 kg


### 1FTR20 Round Fire Table Smoked Glass Cover

Covers 20" Round Burner  
(FT02 Fire Table)  
21 x 21 x 0.2"  
6.8 lbs / 3 kg



# DEEP SEATING

Embrace outdoor living with our elegant and durable deep seating options, perfect for creating your ideal outdoor retreat. Our deep seating furniture is designed for ultimate comfort and relaxation, combining stylish design with sustainable materials.



★★★★★

Timeless pieces that are not only beautiful, but comfortable and sustainable. With the added benefit of being weather-resistant, there is no better investment.

– Marcie S.

# CHARLESTON COLLECTION

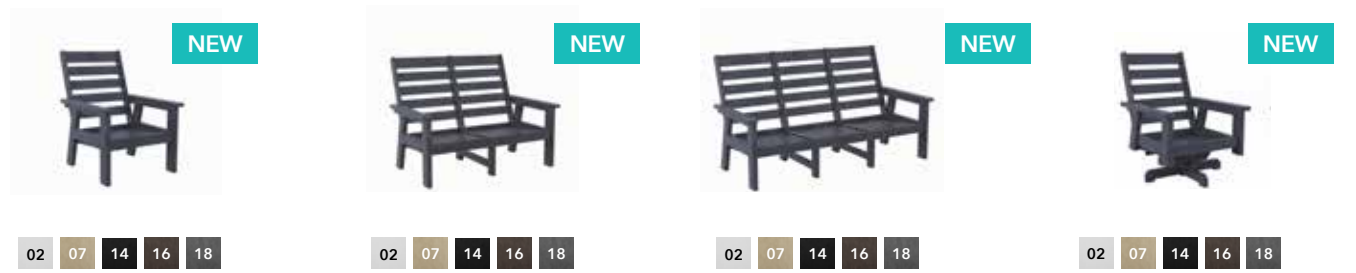
## HIGH BACK DEEP SEATING

Our new Charleston Deep Seating Collection offers the perfect blend of elegance and durability. This high back furniture line features sophisticated design and luxurious style.





CHARLESTON COLLECTION - High Back Deep Seating



**DSF291** Charleston  
High Back Arm Chair  
38.25 x 31 x 40.75" (14)  
72 lbs / 32.5 kg

**DSF292** Charleston  
High Back Loveseat  
38.25 x 55.25 x 40.75" (14)  
115 lb / 52 kg

**DSF293** Charleston  
High Back Sofa  
38.25 x 76.25 x 40.75" (14)  
158 lbs / 71.5 kg

**DSF294** Charleston  
High Back Swivel Arm Chair  
38.25 x 31 x 40.75" (14)  
84 lb / 38 kg




Mix & Match our Tofino or Stratford Coffee & End Tables (DST287/DST288, DST267/DST268) with Charleston High Back Deep Seating Chairs

# TOFINO COLLECTION

## MODULAR DEEP SEATING

Our best-selling Tofino Deep Seating Collection is sleek, contemporary, and encourages multiple modular configurations to accommodate every outdoor space.





*TOFINO COLLECTION - Modular Deep Seating*



02 07 14 16 18

**DSF281 Tofino Am Chair**

33 x 31 x 33" (12)  
55 lb / 25 kg



02 07 14 16 18

**DSF282 Tofino Loveseat**

33 x 55 x 33" (12)  
85 lb / 39 kg



02 07 14 16 18

**DSF283 Tofino Sofa**

33 x 79 x 33" (12)  
115 lb / 52 kg



02 07 14 16 18

**DSF284 Tofino Swivel Arm Chair**

31 x 33 x 34.5" (13.25)  
78 lb / 35 kg



02 07 14 16 18

**DSF285 Tofino Modular Expansion**

33 x 24 x 33"  
30 lb / 13 kg



02 07 14 16 18

**DSF286 Tofino Sectional Corner Piece**

33 x 33 x 33"  
51 lb / 23 kg

TOFINO COLLECTION



02 07 14 16 18

**DSF289 Tofino Chaise Extension**

32 x 25 x 24"  
21 lb / 10 kg



02 07 14 16 18

**DST287 Tofino 49" Coffee Table**

23 x 49 x 19"  
68 lb / 31 kg



02 07 14 16 18

**DST288 Tofino 19" End Table**

19 x 23 x 24"  
33 lb / 15 kg

*COMFORT YOU  
CAN CUSTOMIZE...*

See page 51 for more information  
on creating your own custom  
modular outdoor sofa.



## STRATFORD COLLECTION

### MODULAR DEEP SEATING

Comfortable. Traditional. Classic. Our original Deep Seating collection has been redesigned to encourage multiple modular configurations. The perfect balance of mission-style sophistication and endless comfort.





*STRATFORD COLLECTION - Modular Deep Seating*



02 07 14 16 18

**DSF261** Stratford Arm Chair

34 x 31 x 35" (13.5")  
70.5 lb | 32 kg



02 07 14 16 18

**DSF262** Stratford Loveseat

34 x 55.25 x 35" (13.5")  
112 lb | 51 kg



02 07 14 16 18

**DSF263** Stratford Sofa

4 x 79.5 x 35" (13.5")  
154 lb | 70 kg



02 07 14 16 18

**DSF264** Stratford Swivel Arm Chair

34 x 31 x 35" (13.5")  
90 lb | 41 kg



02 07 14 16 18

**DSF265** Stratford Modular Expansion

32 x 24.25 x 35" (13.5")  
41 lb | 18.5 kg



02 07 14 16 18

**DSF266** Stratford Sectional Corner Piece

34 x 33 x 35" (13.5")  
63 lb | 28.5 kg



STRATFORD COLLECTION



02 07 14 16 18

**DSF269** Stratford Chaise Extension

32.5 x 24 x 13"  
21 lb / 10 kg



02 07 14 16 18

**DST267** Stratford 49" Coffee Table

23 x 49 x 19.25"  
66.5 lb | 30 kg



02 07 14 16 18

**DST268** Stratford 19" End Table

19 x 24 x 24.25"  
32 lb | 14.5 kg



02 07 14 16 18

**DSO272** Stratford Large Ottoman

29 x 28.5 x 15"  
35 lb | 16 kg



“ ”

The Stratford Collection boasts the traditional mission style, with notable bullnose finishes. The perfect collection for any space.

– CRP Design Team

# COMFORT YOU CAN CUSTOMIZE

Create the perfect layout with our Tofino & Stratford Modular Deep Seating Collections, offering comfort and flexibility to fit any space.

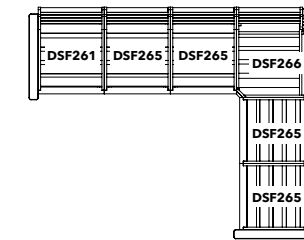
## Sample Modular Deep Seating Configurations - Available in Tofino and Stratford Collections

### L-SHAPE SECTIONAL



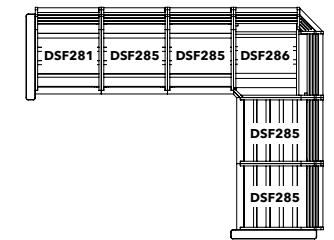
Dimensions: 109" x 85"  
Approximately 65 ft<sup>2</sup>

#### STRATFORD COLLECTION



- 1 x DSF261 Armchair
- 4 x DSF265 Modular Expansion
- 1 x DSF266 Sectional Corner Piece

#### TOFINO COLLECTION



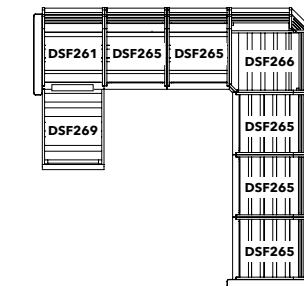
- 1 x DSF281 Armchair
- 4 x DSF285 Modular Expansion
- 1 x DSF286 Sectional Corner Piece

### U-SHAPE SECTIONAL



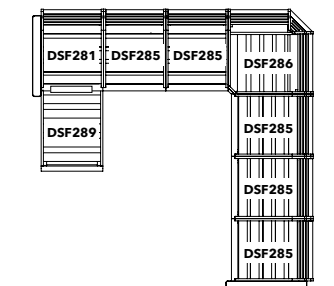
Dimensions: 109" x 109"  
Approximately 83 ft<sup>2</sup>

#### STRATFORD COLLECTION



- 1 x DSF261 Armchair
- 5 x DSF265 Modular Expansion
- 1 x DSF266 Sectional Corner Piece
- 1 x DSF269 Chaise Extension

#### TOFINO COLLECTION



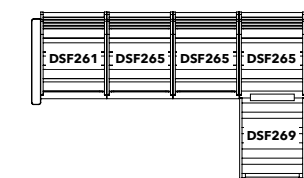
- 1 x DSF281 Armchair
- 5 x DSF285 Modular Expansion
- 1 x DSF286 Sectional Corner Piece
- 1 x DSF289 Chaise Extension

### CHAISE SECTIONAL




Dimensions: 104" x 63"  
Approximately 46 ft<sup>2</sup>

#### STRATFORD COLLECTION



- 1 x DSF261 Armchair
- 3 x DSF265 Modular Expansion
- 1 x DSF269 Chaise Extension

#### TOFINO COLLECTION



- 1 x DSF281 Armchair
- 3 x DSF285 Modular Expansion
- 1 x DSF289 Chaise Extension

## CUSHIONS & ACCESSORIES

Set the scene for your outdoor oasis with cushions made with Sunbrella fabrics, offering a perfect blend of style and durability.



## PROVEN PERFORMANCE PILLOWS

Our outdoor pillows combine performance fabrics with an elevated look. From coastal tones to soothing neutrals, find the perfect hue to complement your space.

⋮

### SUNBRELLA® FABRICS

Resistant to fading, stains, and UV rays, our plush Sunbrella cushions are durable, colourful, and designed to last.



**A20 Headrest**  
13 x 11 x 3"  
2 lb / 1 kg



Seville Seaside



Canvas Navy



Trusted Coast



Milano Char



Gateway Aloe

Canvas Jockey Red

Direction Dew

Direction Linen

**SC20 Adirondack Seat Cushion**  
fits C01, C03, C04, C06, G01


16.5 x 21.5 x 1.5"  
1 lb / 0.5 kg




Canvas Granite



Milano Char



Canvas Navy




Bliss Dew

**SC21 Pub/Dining Seat Cushion**  
fits C15, C25, C25C, C28, C28C

16 x 20.25 x 1.5"  
1 lb / 0.5 kg




Canvas Granite



Milano Char



Canvas Navy



Bliss Dew

**LP02 - Modern Lounge Pad**  
fits L38 Chaise Lounge

77.5 x 23 x 2.5"  
6 lb / 3 kg



Canvas Granite



Milano Char



Canvas Navy




Bliss Dew

## DEEP SEATING CUSHIONS

Bring the cozy comfort of indoor furniture outside. Self wicking, marine grade cushions are resistant to sun, salt, rain, mildew, and mold.



## DEEP SEATING FABRICS



Made-to-order custom cushion program is available upon request; choose from the full catalogue of Sunbrella Fabrics.

## DEEP SEATING CUSHIONS



NEW

**DSH21** High Back Deep Seating Cushion Set  
fits Charleston (High Back)

Back: 25 x 27 x 9"  
Seat: 24 x 25.5 x 7"  
11.5 lbs / 5.25 kg  
(includes Seat and Back)



**DSC21** Deep Seating Cushion Set  
fits Tofino & Stratford

Back - 25 x 18.5 x 9"  
Seat - 24 x 25.5 x 7"  
10 lb / 4.5 kg  
(includes Seat and Back)



**DSC24\*** Deep Seating Sectional Corner Cushion Set  
fits Tofino & Stratford

Back - 60 x 18.5 x 9.25"  
Seat - 27.25 x 27.25 x 7"  
13 lb / 6 kg  
(includes Seat and Back)V



**DSC05** Deep Seating Chaise Extension Cushion Set  
fits Tofino & Stratford

Back - 25 x 18.5" x 9"  
Seat - 57 x 24 x 7"  
15 lb / 7 kg  
(includes Seat and Back)




**DSC03** Large Ottoman Cushion  
fits Stratford

B6" x 24" x 6"  
4 lb / 2 kg


UV grade stitching with integrated zippers provide strength with longevity.

The foam for our Deep Seating cushions are all dacron open cell, medium density Polyurethane foam that is water resistant and drains easily.


DESIGNER FRAME COLOURS




HEADREST PILLOW FABRIC (A20)



DEEP SEATING FABRICS (DSH21, DSC21, DSC03, DSC24, DSC05)



CUSHION & LOUNGE PAD FABRICS (SC20, SC21, LP02)



Made-to-order custom cushion program is available upon request; choose from the full catalogue of Sunbrella Fabrics.  
 DSC24 Sectional Corner Piece must be ordered as a 'custom cushion' in Peyton Granite, Milano Char, Direction Linen, or Direction Dew.  
 All product information is accurate as possible at the date of publication. Due to continuous product improvement, features, measurements, specifications and colour availability are subject to change without notice. Some photography may not be accurate to show current product design or colour availability.  
 Cushion assortment is updated seasonally, please check out website for current fabrics.

CHAIRS, ROCKERS, & GLIDER



**C01 Classic Adirondack**

33 x 32 x 40" (16)  
84 x 81 x 102 cm (41)  
56 lb / 25 kg



**C03 Upright Adirondack**

31 x 32 x 42" (16)  
79 x 91 x 107 cm (41)  
58 lb / 26 kg



**C04 Addy Rocker**

34 x 32 x 42" (19)  
86 x 81 x 107 cm (48)  
68 lb / 31 kg



**C05 Porch Rocker**

31 x 25 x 47" (20)  
79 x 64 x 119 cm (51)  
49 lb / 22 kg



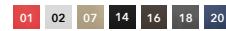
**C06 Modern Adirondack**

35 x 28 x 40.6" (16)  
89 x 71 x 103 cm (41)  
50 lb / 23 kg



**C08 Kids Adirondack**

21 x 19 x 27" (10)  
52 x 48 x 68 cm (25)  
26 lb / 12 kg



**G01 Single Glider**

32.5 x 31 x 46.5" (17.5)  
83 x 71 x 103 cm (41)  
78 lb / 35 kg

SIDE & COCKTAIL TABLES



**T01 Small Rectangular Table**

18 x 13 x 17"  
46 x 33 x 43 cm  
14 lb / 6 kg



**T04 Addy Side Table**

25 x 16 x 21"  
64 x 41 x 53 cm  
24 lb / 11 kg



**TB01 Cocktail Table Legs**

18 x 18 x 17"  
46 x 46 x 43 cm  
13.5 lb / 6 kg  
**COCKTAIL HEIGHT**



**TT03 32" Round Table Top**

32 x 32 x 1"  
81 x 81 x 2.5 cm  
35 lb / 16 kg  
pair with **TB01**



**PRODUCT LISTING LEGEND**

**How to read our dimensions**

**C03 Upright Adirondack**  
31 x 32 x 42" (16)  
79 x 91 x 107 cm (41)  
58 lb / 26 kg

**Product Code - Product Name**  
Depth x Width x Height in **inches** (Seat Height)  
Depth x Width x Height in **cm** (Seat Height)  
Weight in **lb** / Weight in **kg**

FOOTSTOOLS



**F01 Footstool**

19 x 18 x 12"  
48 x 46 x 30 cm  
13 lb / 6 kg



**F04 Premium Footstool**

18 x 18 x 16"  
51 x 51 x 41 cm  
19 lb / 9 kg

BENCHES



**B01 4' Garden Bench**

24 x 48 x 36" (18)  
61 x 122 x 91 cm (46)  
84 lb / 38 kg



**B12 Basic Bench**

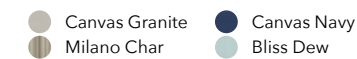
15 x 48 x 18" (18)  
25 x 122 x 46 cm (46)  
38 lb / 17 kg

LOUNGE CHAIR & LOUNGE PAD



**L38 Chaise Lounge w/ Hidden Wheels**

72 x 31 x 38" (13)  
183 x 79 x 97 cm (33)  
91 lb / 41 kg



**LP02 - Modern Lounge Pad**

77.5 x 23 x 2.5"  
196 x 58 x 6 cm  
6 lb / 3 kg

RECLINE ANGLES



**114°**  
(upright position)



**133°**




**152°**




**170°**  
(laying down)

DINING HEIGHT SEATING & TABLES TABLE HEIGHT: 30" - 31", CHAIR & BENCH: 18" SEAT HEIGHT


DINING HEIGHT PICNIC TABLES




**C321 Napa Dining Side Chair**  
24 x 18.5 x 35" (18)  
61 x 47 x 89 cm (46)  
33 lb / 15 kg  
**DINING HEIGHT**




**C322 Napa Dining Swivel Arm Chair**  
24 x 25.5 x 35" (18)  
61 x 65 x 89 cm (46)  
45 lb / 21 kg  
**DINING HEIGHT**




**C323 Napa Dining Arm Chair**  
24 x 25.5 x 35" (18)  
61 x 65 x 89 cm (46)  
45 lb / 21 kg  
**DINING HEIGHT**




**C11 Addy Dining Side Chair**  
21 x 18 x 41" (18)  
53 x 46 x 104 cm (46)  
29 lb / 13 kg  
**DINING HEIGHT**




**C15 Addy Swivel Dining Arm Chair**  
24 x 25 x 40" (18)  
61 x 64 x 102 cm (46)  
48 lb / 22 kg  
**DINING HEIGHT**




**B201 Harvest Dining Bench**  
72 x 12 x 18" (18)  
183 x 30 x 46 cm  
75 lb / 34 kg  
**DINING HEIGHT**




**T05 48" Round Dining Table**  
48 x 48 x 30"  
102 x 102 x 76 cm  
126 lbs / 57 kg  
*w/ 2" Umbrella Hole*  
**DINING HEIGHT**




**T203 Harvest Wide Dining Table**  
72 x 38 x 31"  
183 x 97 x 79 cm  
180 lb / 82 kg  
*w/ 2" Umbrella Hole*  
**DINING HEIGHT**




**T301 Napa 84" Dining Table**  
84 x 37.5 x 31"  
213 x 95 x 79 cm  
230 lb / 104 kg  
*w/ 2" Umbrella Hole*  
**DINING HEIGHT**




**T302 Napa 72" Dining Table**  
72 x 37.5 x 31"  
183 x 95 x 79 cm  
210 lbs / 95 kg  
*w/ 2" Umbrella Hole*  
**DINING HEIGHT**




**TB02 Dining Table Legs**  
21 x 21 x 29"  
53 x 53 x 74 cm  
180 lb / 82 kg  
**DINING HEIGHT**




**TB22 Premium Dining Table Legs**  
23 x 23 x 30"  
58 x 58 x 76 cm  
38 lb / 17 kg  
**DINING HEIGHT**




**TT03 32" Round Table Top**  
32 x 32 x 1"  
81 x 81 x 3 cm  
35 lb / 16 kg  
**NO UMBRELLA HOLE**  
pair with **TB02**




**TT04 40" Round Table Top**  
40 x 40 x 1"  
102 x 102 x 3 cm  
49 lb / 22 kg  
**NO UMBRELLA HOLE**  
pair with **TB02**




**TT13 40" Square Table Top**  
40 x 40 x 1"  
102 x 102 x 3 cm  
64 lb / 29 kg  
*w/ 1.625" Umbrella Hole*  
pair with **TB22**




**T50 51" Round Picnic Table**  
51" Dia. x 77" x 29" (17)  
130 cm Dia. x 196 x 74 cm (43)  
343 lb / 156 kg  
*w/ 1.625" Umbrella Hole*  
**DINING HEIGHT**



**T50WC 51" Round Picnic Table (Wheelchair Accessible)**  
51" Dia. x 77" x 29" (17)  
130 cm Dia. x 196 x 74 cm (43)  
343 lb / 156 kg  
*w/ 1.625" Umbrella Hole*  
**DINING HEIGHT**



**T52 72" Rectangular Picnic Table**  
72 x 60 x 31.25" (17)  
183 x 152 x 80 cm (43)  
307 lb / 139 kg  
**NO UMBRELLA HOLE**  
**DINING HEIGHT**




**T52WC 72" Rectangular Picnic Table (Wheelchair Accessible)**  
86.25 x 60 x 31.25" (17)  
219 x 152 x 80 cm (43)  
370 lbs / 167 kg  
**NO UMBRELLA HOLE**  
**DINING HEIGHT**

**DINING HEIGHT: Table height: 28" - 31", Chairs: 18" seat height**  
**DINING LEG / TABLE TOP COMPATIBILITY: TB02 Dining Legs - pair with TT03 or TT04, TB22 Premium Dining Legs - pair with TT13**



COUNTER & PUB HEIGHT SEATING

COUNTER & PUB HEIGHT TABLES



**C21C Counter Stool**

14 x 14 x 24" (24)  
36 x 36 x 61 cm (61)  
16 lb / 7 kg

COUNTER HEIGHT



**C25C Swivel Counter Arm Chair**

24.5 x 29 x 47" (25)  
62 x 74 x 119 cm (64)  
58lb / 26 kg

COUNTER HEIGHT



**C28C Classic Counter Arm Chair**

26 x 24 x 47" (25)  
66 x 61 x 119 cm (64)  
45 lb / 20 kg

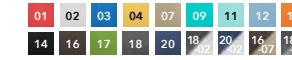
COUNTER HEIGHT



**T202 Harvest Bar Table**

72 x 28 x 41"  
183 x 71 x 104 cm  
144 lb / 65 kg


NO UMBRELLA HOLE  
PUB HEIGHT



**T07 Pub Height Small Table**

24 x 16 x 37"  
61 x 41 x 94 cm  
28 lb / 13 kg

NO UMBRELLA HOLE  
PUB HEIGHT



**T07C Counter Height Small Table**

24 x 16 x 29"  
61 x 41 x 74 cm  
25 lb / 11 kg

NO UMBRELLA HOLE  
COUNTER HEIGHT



NEW



**C311C Napa Counter Side Chair**

25.5 x 18.5 x 43" (26)  
65 x 47 x 109 (66)  
34.6 lb / 15.7 kg

COUNTER HEIGHT



NEW



**C313C Napa Counter Arm Chair**

25.5 x 25.25 x 43" (26)  
65 x 65 x 109 (66)  
38.6 lb / 17.5 kg

COUNTER HEIGHT



NEW



**C311 Napa Pub Side Chair**

26 x 18.5 x 46.5" (29.5)  
66 x 47 x 118 (75)  
38.6 lb / 17.5 kg

PUB HEIGHT



NEW



**C313 Napa Pub Arm Chair**

26 x 25.25 x 46.5" (29.5)  
66 x 65 x 118 (75)  
42.6 lb / 19.5 kg

PUB HEIGHT



**TB03C Counter Table Legs**

21 x 21 x 37"  
53 x 53 x 94 cm  
22 lb / 10 kg

COUNTER HEIGHT



**TB03 Pub Table Legs**

21 x 21 x 40"  
53 x 53 x 102 cm  
22 lb / 10 kg

PUB HEIGHT



**TB23 Premium Pub Table Legs**

29 x 29 x 40"  
74 x 74 x 102 cm  
44 lb / 22 kg

PUB HEIGHT



**C21 Bar Stool**

14 x 14 x 30"  
36 x 36 x 76 cm  
21 lb / 10 kg

PUB HEIGHT



**C23 Swivel Bar Stool**

14 x 14 x 30"  
36 x 36 x 76 cm  
23 lb / 10 kg

PUB HEIGHT



**C25 Swivel Pub Arm Chair**

24 x 25 x 51" (29)  
61 x 64 x 130 cm (74)  
56 lb / 25 kg

PUB HEIGHT



**C28 Classic Pub Arm Chair**

26 x 25 x 51" (29)  
66 x 64 x 130 cm (74)  
48 lb / 22 kg

PUB HEIGHT



**TT03 32" Round Table Top**

32 x 32 x 1"  
81 x 81 x 3 cm  
35 lb / 16 kg

NO UMBRELLA HOLE  
pair with **TB03C, TB03**



**TT04 40" Round Table Top**

40 x 40 x 1"  
102 x 102 x 3 cm  
49 lb / 22 kg

NO UMBRELLA HOLE  
pair with **TB03C, TB03**



**TT13 40" Square Table Top**

40 x 40 x 1"  
102 x 102 x 3 cm  
64 lb / 29 kg

w/ 1.625" Umbrella Hole  
pair with **TB23**

COUNTER HEIGHT: Tables: 37" height, Chairs: 24 - 25" seat height      PUB HEIGHT: Tables: 40 - 41" height, Chairs: 29 - 30" seat height

COUNTER LEG / TABLE TOP COMPATIBILITY: TB03C Counter Legs - pair with TT03 or TT04

PUB LEG / TABLE TOP COMPATIBILITY: TB03 Pub Legs - pair with TT03 or TT04, TB23 Premium Pub Table Legs - pair with TT13



FIRE TABLES & ACCESSORIES

Warning : Do not operate fire tables without wind guard



02 07 14 16 18

**FT01 48" Rectangular Fire Table**

Includes fire glass & wind guard  
 12"x 24" Burner, 55,000 BTU  
 31 x 48 x 30"  
 79 x 122 x 76 cm  
 172 lb / 78 kg



02 07 14 16 18

**FT02 46" Round Fire Table**

Includes fire glass & wind guard  
 20" Round Burner, 55,000 BTU  
 46 x 46 x 30.75"  
 117 x 117 x 78 cm  
 177 lb / 80 kg



**1FT1224 Rectangular Fire Table  
 Smoked Glass Cover**

Covers 12"x 24" Burner  
 for the FT01 Fire Table  
 25.5 x 13.5 x 0.2"  
 65 x 34 x 0.5 cm  
 7.2 lbs / 3.25 kg



**1FTR20 Round Fire Table  
 Smoked Glass Cover**

Covers 20" Round Burner  
 for the FT02 Fire Table  
 21 x 21 x 0.2"  
 53 x 53 x 0.5 cm  
 6.8 lbs / 3 kg

CHARLESTON HIGH BACK DEEP SEATING COLLECTION



NEW

02 07 14 16 18

**DSF291 Charleston  
 High Back Arm Chair**

38.25 x 31 x 40.75" (14)  
 97 x 79 x 103.5 cm (35.5)  
 72 lbs / 32.5 kg



NEW

02 07 14 16 18

**DSF292 Charleston  
 High Back Loveseat**

38.25 x 55.25 x 40.75" (14)  
 97 x 140 x 103.5 cm (35.5)  
 115 lb / 52 kg



NEW

02 07 14 16 18

**DSF293 Charleston  
 High Back Sofa**

38.25 x 76.25 x 40.75" (14)  
 97 x 140 x 103.5 cm (35.5)  
 158 lbs / 71.5 kg



NEW

02 07 14 16 18

**DSF294 Charleston  
 High Back Swivel Arm Chair**

38.25 x 31 x 40.75" (14)  
 97 x 79 x 103.5 cm (35.5)  
 84 lb / 38 kg

TOFINO MODULAR DEEP SEATING COLLECTION



02 07 14 16 18

**DSF281 Tofino Arm Chair**

33 x 31 x 33" (12)  
 84 x 79 x 84 cm (30)  
 55 lb / 25 kg



02 07 14 16 18

**DSF282 Tofino Loveseat**

33 x 55 x 33" (12)  
 84 x 140 x 84 cm (30)  
 85 lb / 39 kg



02 07 14 16 18

**DSF283 Tofino Sofa**

33 x 79 x 33" (12)  
 84 x 140 x 84 cm (30)  
 115 lb / 52 kg



02 07 14 16 18

**DSF284 Tofino Swivel Arm Chair**

31 x 33 x 34.5" (13.25)  
 79 x 84 x 88 cm  
 78 lb / 35 kg

TOFINO MODULAR DEEP SEATING COLLECTION



02 07 14 16 18

**DSF285 Tofino  
 Modular Expansion**

33 x 24 x 33"  
 84 x 61 x 84 cm  
 30 lb / 13 kg



02 07 14 16 18

**DSF286 Tofino  
 Sectional Corner Piece**

33 x 33 x 33"  
 84 x 84 x 84 cm  
 51 lb / 23 kg



02 07 14 16 18

**DSF289 Tofino  
 Chaise Extension**

32 x 25 x 14"  
 81 x 64 x 61 cm  
 21 lb / 10 kg



02 07 14 16 18

**DST287 Tofino  
 49" Coffee Table**

23 x 49 x 19"  
 58 x 124 x 48 cm  
 68 lb / 31 kg



02 07 14 16 18

**DST288 Tofino  
 19" End Table**

19 x 23 x 24"  
 48 x 64 x 61 cm  
 33 lb / 15 kg

STRATFORD MODULAR DEEP SEATING COLLECTION



02 07 14 16 18

**DSF261 Stratford  
 Arm Chair**

34 x 31 x 35" (13.5)  
 86 x 79 x 90 cm  
 70.5 lb / 32 kg



02 07 14 16 18

**DSF262 Stratford  
 Loveseat**

34 x 55.25 x 35" (13.5)  
 86 x 140 x 90 cm  
 112 lb / 51 kg



02 07 14 16 18

**DSF263 Stratford  
 Sofa**

34 x 79.5 x 35" (13.5)  
 86 x 202 x 90 cm  
 154 lb / 70 kg



02 07 14 16 18

**DSF264 Stratford  
 Swivel Arm Chair**

31 x 33 x 34.5" (13.25)  
 79 x 84 x 88 cm  
 78 lb / 35 kg



02 07 14 16 18

**DSF265 Stratford  
 Modular Expansion**

32 x 24.25 x 35" (13.5)  
 81 x 62 x 90 cm  
 41 lb / 18.5 kg



02 07 14 16 18

**DSF266 Stratford  
 Sectional Corner Piece**

34 x 33 x 35" (13.5)  
 86 x 84 x 90 cm  
 63 lb / 28.5 kg



02 07 14 16 18

**DSF269 Stratford  
 Chaise Extension**

32.5 x 24 x 13"  
 83 x 61 x 33 cm  
 21 lb / 10 kg



02 07 14 16 18

**DSO272 Stratford  
 Large Ottoman**

29 x 28.5 x 15"  
 73 x 72 x 38 cm  
 35 lb / 16 kg



02 07 14 16 18

**DST267 Stratford  
 49" Coffee Table**

23 x 49 x 19.25"  
 58 x 124 x 49 cm  
 66.5 lb / 30 kg



02 07 14 16 18

**DST268 Stratford  
 19" End Table**

19 x 24 x 24.25"  
 48 x 61 x 62 cm  
 32 lb / 14.5 kg

CUSHIONS & ACCESSORIES



**A20 Headrest**

13 x 11 x 3"  
8 x 33 x 28 cm  
2 lb / 1 kg



Seville Seaside



Canvas Navy



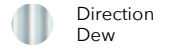
Trusted Coast



Milano Char



Canvas Jockey Red



Direction Dew



Direction Linen



Gateway Aloe



**SC20 Adirondack Seat Cushion**

16.5 x 21.5 x 1.5"  
42 x 55 x 4 cm  
1 lb / 0.5 kg

fits C01, C03, C04, C06, G01



**SC21 Pub/Dining Seat Cushion**

16 x 20.25 x 1.5"  
41 x 51 x 4 cm  
1 lb / 0.5 kg

fits C15, C25, C25C, C28, C28C  
(does not fit C11 or Napa Chairs)



**LP02 - Modern Lounge Pad**

77.5 x 23 x 2.5"  
196 x 58 x 6cm  
6 lb / 3 kg




Canvas Granite



Milano Char



Canvas Navy



Bliss Dew

DEEP SEATING CUSHIONS



NEW

**DSH21 High Back Deep Seating Cushion Set**  
fits Charleston (High Back)

Back: 25 x 27 x 9"  
Seat: 24 x 25.5 x 7"  
11.5 lbs / 5.25 kg  
(includes Seat and Back)



**DSC21 Deep Seating Cushion Set**  
fits Tofino & Stratford

Back - 25 x 18.5 x 9"  
Seat - 24 x 25.5 x 7"  
10 lb / 4.5 kg  
(includes Seat and Back)



**DSC03 Large Ottoman Cushion**  
fits Stratford

26" x 24" x 6"  
4 lb / 2 kg



**DSC24\* Deep Seating Sectional Corner Cushion Set**  
fits Tofino & Stratford

Back - 60 x 18.5 x 9.25"  
Seat - 27.25 x 27.25 x 7"  
13 lb / 6 kg  
(includes Seat and Back)



**DSC05 Deep Seating Chaise Extension Cushion Set**  
fits Tofino & Stratford

Back - 25 x 18.5" x 9"  
Seat - 57 x 24 x 7"  
15 lb / 7 kg  
(includes Seat and Back)



Peyton Granite Milano Char Cast Breeze Cast Silver Cast Ash Canvas Granite Direction Linen



Canvas Jockey Red Canvas Navy Bliss Sand Bliss Dew Bliss Smoke Canvas Canvas Direction Dew

\*DSC24 Sectional Corner Piece is NOT AVAILABLE in Peyton Granite, Milano Char, Direction Linen or Direction Dew.



1172 Erie Street, Stratford, ON N4Z 0A1 P. 1 800 490 1283

