



PUB & COUNTER HEIGHT

**DEEP SEATING
& FIRE TABLES**

DINING HEIGHT

**CASUAL SEATING
& LOUNGE AREAS**



MADE FROM
UP TO 100%
**RECYCLED
PLASTIC**

COMMERCIAL INSTALLATION,
ROTARY HOSPICE STRATFORD PERTH, STRATFORD, ON



we create sustainable outdoor living

TABLE OF CONTENTS

WHAT SETS US APART	7
COMMERCIAL INDUSTRIES WE SERVE ...	10
CASUAL SEATING & LOUNGE	
Adirondack Chairs	16
Rockers & Glider	20
Benches	22
Lounge Chair	24
Side Tables	26
Cocktail Tables	26
Footstools	28
OUTDOOR DINING	
Picnic Tables	34
Dining Tables	36
Dining Height Seating	42
Counter & Pub Height Tables	46
Counter & Pub Height Seating	52
FIRE TABLES	60
DEEP SEATING	
Collection Comparison Chart	67
Charleston High Back Deep Seating ...	68
Tofino Deep Seating	72
Stratford Deep Seating	78
CUSHIONS	84
WARRANTY INFORMATION	89
FABRICS & FRAMES	90



"There is enough plastic in the world today,
we just need to find new ways to reuse it!"

JAMIE GOTT, CEO



DISCOVER LASTING COMFORT FOR EVERY COMMERCIAL SPACE

For over 30 years, we have made sustainable, high-performance outdoor furniture.

Our stylish, durable, and low-maintenance designs are built for comfort and commercial use in any environment.

We believe that great design, expert craftsmanship, and environmental responsibility go hand in hand. Our products are built to withstand the elements, reduce waste, and elevate commercial outdoor spaces. Our comprehensive collection includes adirondack chairs, lounge seating, benches, fire tables, and dining, pub, and counter-height sets – all available in a variety of colors.

WHAT SETS US APART?

Unmatched Quality & Durability

Designed with comfort in mind, our 7/8" thick lumber & UV-stabilized pigment is durable and long-lasting.

Premium Fit & Finish

Our recycled lumber components, custom molded arms, and molded radius seat slats give our products a premium fit and finish.

Made from Recycled Plastic

Our outdoor furniture is made from up to 100% recycled plastic, and helps to divert waste from landfills by giving it new life as durable, long-lasting outdoor furniture.

Commercial-Grade

Engineered for high-traffic commercial use, our solid, recycled plastic lumber is built to last.

Built for Life Outdoors

From bustling resorts to serene parks, our low-maintenance, high-performance furniture is designed to endure commercial use, harsh weather, and the test of time.





COMFORT. STYLE. RELIABILITY.

- ☑ Made from up to 100% recycled plastic
- ☑ Durable and heavy 7/8" thick lumber
- ☑ Ultimate in comfort and design
- ☑ Low-maintenance in all weather
- ☑ 5-year Commercial Warranty



COMMERCIAL INSTALLATION,
CANADA'S WONDERLAND, VAUGHAN, ONTARIO

FOR PUBLIC SPACES THAT BRING PEOPLE TOGETHER

Engineered to withstand all weather and built with comfort and accessibility in mind, our furniture helps you create inclusive, functional spaces that invite connection and community. With long-lasting materials and a commitment to low-maintenance performance, our products are a reliable choice for public spaces of all kinds.



HOTELS, RESTAURANTS & HOSPITALITY

Discover luxury outdoor furniture designed to enhance the guest experience. Our collections include refined dining, pub, and counter-height options, along with plush deep seating, casual seating, and stylish lounge chairs—perfect for restaurants, poolside lounges, and scenic outdoor dining areas. Elegant and durable, our pieces create inviting spaces where guests can relax and unwind.

GOLF COURSES & COUNTRY CLUBS

Beautiful and functional outdoor furniture made to enhance any golf experience. Our collections include casual seating, dining, pub, and counter height products, as well as luxurious deep seating options. Crafted for comfort and style, our pieces are ideal for patios, clubhouses, and outdoor dining areas, ensuring your members and guests enjoy every moment on the course.



**HOSPITALITY INSTALLATION,
RED FISH BLUE FISH, PENSACOLA BEACH, FL**





PARKS, MUNICIPALITIES & SCHOOLS

We design outdoor furniture solutions that enhance public spaces – from city parks and school grounds to community centers and municipal properties – while also serving a wide range of commercial and residential needs. Our wheelchair-accessible picnic tables, durable benches, and casual seating options are built for everyday use in high-traffic environments.

HEALTHCARE & LONG-TERM CARE

Experience thoughtfully designed furniture that enhances healthcare spaces – including hospitals, long-term care homes, and rehabilitation centers. Our dining tables, ergonomic seating, and low-maintenance outdoor furniture are thoughtfully designed to offer sturdy, long-lasting support that enhances the comfort and well-being of patients, residents, and visitors.



CASUAL SEATING & LOUNGE

Our collection of Adirondack chairs, benches, rockers, side and coffee tables, footstools, and lounge chairs offers timeless style with lasting durability. Perfect for parks, patios, resorts, and public spaces, this versatile collection provides exceptional comfort and enduring quality for any outdoor setting.



HOSPITALITY INSTALLATION,
RED FISH BLUE FISH, PENSACOLA BEACH, FL



HOSPITALITY INSTALLATION,
"THE D" POOL, LAS VEGAS



ADIRONDACK CHAIRS

Designed for high-traffic outdoor spaces, our Adirondack Chairs offer exceptional durability and low maintenance for all commerical settings - parks, resorts, long-term care facilities, and dockside settings. Made to withstand heavy use and harsh weather while providing timeless comfort and style.

KEY DIFFERENCES: C01 VS C03 C03 UPRIGHT ADIRONDACK

Incline reduced by 10%

Arm rest raised 4"

Seat raised 2"



ADIRONDACK CHAIRS

D x W x H (Seat Height)



C01 - Classic Adirondack

01	02	03	04	06	07	09	11	12
13	14	16	17	18	19	20	16 ₀₇	18 ₁₉

33 x 32 x 40" (16) | 84 x 81 x 102 cm (41) | 56 lb / 25 kg

Built for high-traffic commercial environments, the Classic Adirondack is designed with a deep, ergonomic seat and contoured back.

- Deep, comfortable seat
- Great for commercial use
- Heavy and durable - 56 lbs
- All stainless steel hardware
- No painting, slivers, or rot
- Waterproof



C03 - Upright Adirondack

01	02	03	04	06	07	09	11	12
13	14	16	17	18	19	20	16 ₀₇	18 ₁₉

31 x 32 x 42" (16) | 79 x 81 x 107 cm (41) | 58 lb / 26 kg

With a higher seat and elevated arms, this chair offers easier entry and exit while maintaining the classic Adirondack style.

- Incline reduced by 10% (vs C01)
- Arm rest raised by 4" (vs C01)
- Seat raised by 2" (vs C01)
- All stainless steel hardware
- No painting, slivers, or rot
- Waterproof



ADIRONDACK CHAIRS

D x W x H (Seat Height)



C06 - Modern Adirondack

01 02 07 09 14 18

35 x 28 x 40.6" (16) | 89 x 71 x 103 cm (41) | 50 lb / 23 kg

A sleek take on a classic, the Modern Adirondack features a four-panel back and contoured arms, offering a fresh, contemporary style.

- Modern, square back with custom contoured arms and back paddles
- Straight, clean lines for a modern look
- Waterproof
- Heavy and durable - 50 lbs
- Heavy 7/8" gauge plastic lumber
- All stainless steel hardware



C08 - Kids Adirondack

01 02 03 04 09 17

21 x 19 x 27 (10) | 52 x 48 x 58 cm (25) | 26 lb / 12 kg

A pint-sized classic, our Kids' Chair offers durability, comfort, and weather resistance—perfect for parks, schools, and play areas.

- Perfectly sized for kids
- Waterproof
- Heavy 7/8" gauge plastic lumber
- All stainless steel hardware
- No painting, slivers, or rot
- Fun, vibrant colour options



ROCKERS & GLIDER

Designed for high-traffic outdoor spaces, our Rockers & Gliders offer a smooth, gentle motion with exceptional durability and low maintenance. Built to withstand heavy use and harsh weather, they provide lasting comfort and timeless style, making them a perfect choice for parks, patios, senior living communities, and resort settings.

ROCKERS & GLIDER

D x W x H (Seat Height)



C04 - Addy Rocker

- 01
- 02
- 07
- 14
- 16
- 18

34 x 32 x 42" (19) | 86 x 81 x 107 cm (48) | 68 lb / 31 kg

Our Addy Rocker combines classic style with long-lasting performance. The wide, stable base makes it ideal for parks, resorts, senior living communities, and public spaces.

- Wide, stable rocker base
 - Smooth and stable rocking motion
- No painting, splinters, or rot
 - Heavy 7/8" gauge plastic lumber



C05 - Porch Rocker

- 01
- 02
- 07
- 14
- 16
- 18

31 x 25 x 47" (20) | 79 x 64 x 119 cm (51) | 49 lb / 22 kg

Comfortable and timeless, this Porch Rocker is built for durability and long-term use in high-traffic spaces - perfect for parks, resorts, senior living communities, and public areas.

- Smooth and stable rocking motion
 - Timeless rocking chair design
- No painting, splinters, or rot
 - Heavy 7/8" gauge plastic lumber



G01 - Single Glider

- 01
- 02
- 07
- 14
- 16
- 18
- 20

32.5 x 31 x 46.5 (17.5) | 83 x 71 x 103 cm (41) | 78 lb / 35 kg

Enjoy the classic Adirondack style with a smooth gliding motion. Designed with the same pitch and feel as our C03 Upright Addy, it combines effortless movement with lasting comfort.

- Smooth gliding mechanism
 - Heavy 7/8" gauge plastic lumber
- All stainless steel hardware
 - No painting, splinters, or rot



BENCHES

Perfect for parks, public spaces, resorts, and commercial settings, our durable, low-maintenance benches provide comfortable seating for high-traffic areas. Made from weather-resistant plastic lumber, they resist cracking and rotting, ensuring years of reliable use with minimal upkeep. Available in a variety of styles and sizes, our benches offer a timeless seating solution for any outdoor environment.

BENCHES

D x W x H (Seat Height)



B01 - 4' Heritage Bench

02 07 14 18

21 x 48 x 36" (18) | 61 x 122 x 91 cm (46) | 84 lb / 38 kg

A durable and low-maintenance seating solution, this commercial-grade bench seats two, and is designed for high-traffic environments.

- Ideal for parks, patios, and public spaces
- Heavy 7/8" gauge plastic lumber
- All stainless steel hardware
- No painting, slivers, or rot



B12 - 4' Basic Bench

02 07 14 18

15 x 48 x 18" (18) | 25 x 122 x 46 cm (46) | 38 lb / 17 kg

A simple yet durable commercial-grade bench, built for high-traffic outdoor spaces - parks, patios, walkways, and public areas.

- Backless design for versatile seating
- Ideal for parks, patios, and public spaces
- No painting, slivers, or rot
- Heavy 7/8" plastic lumber



B201 - 6' Harvest Bench

02 07 14 16 18 16-07 18-19

72 x 12 x 13 (18) | 183 x 30 x 46 cm | 75 lb / 34 kg

With a sturdy, rustic-inspired design, the Harvest Bench offers durable, weather-resistant seating for high-traffic outdoor spaces.

- Timeless, rustic-inspired design
- Ideal for patios, parks and public spaces
- For dining, pair with our 84" Dining Table
- No painting, slivers, or rot
- Heavy 7/8" plastic lumber
- All stainless steel hardware

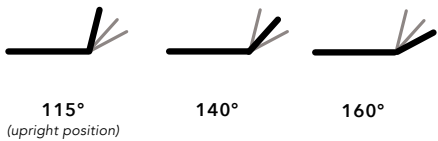


LOUNGE CHAIRS

- 02
- 07
- 09
- 14
- 18
- 16_07
- 18_19

Whether poolside, beachfront, or on a resort patio, our commercial-grade lounge chairs deliver the ideal balance of comfort, durability, and style. Built to withstand sun, salt, sand, and wind, they offer a low-maintenance, long-lasting solution for high-traffic outdoor spaces—perfect for creating inviting places to relax and unwind.

RECLINE ANGLES



* Please Note the L38 Vs L99 rest angle (160°) varies by +/- 3°

LOUNGE CHAIR

D x W x H (Seat Height)



L38 - Chaise Lounge with Hidden Wheels

72 x 31 x 38" (13) | 183 x 79 x 97 cm (33) | 91 lb / 41 kg

This premium chaise is designed for upscale resorts, pools, and waterfront spaces. Built heavy enough to stay put, yet equipped with hidden wheels for effortless repositioning.

- Hidden wheels for easy repositioning
- Ideal for pool decks, dockside patios, and beachside retreats
- Heavy 7/8" gauge plastic lumber
- No painting, slivers, or rot
- Waterproof



L99 - Armless Chaise Lounge

73.85 x 23.5 x 32" (12) | 188 x 59 x 81 cm (30) | 84 lb / 38 kg

Sleek and versatile, the L99 is ideal for patios, decks, and casual commercial spaces. Its armless design allows for flexible layouts – perfect for relaxed outdoor lounging.

- Ideal for pool decks, dockside patios, and beachside retreats
- Heavy 7/8" gauge plastic lumber
- No painting, slivers, or rot
- Waterproof



LP02 - Modern Lounge Pad

77.5 x 23 x 2.5" | 196 x 58 x 6 cm | 6 lb / 3 kg

Add comfort and style to our chaise lounges with this quick-dry pad, made with weather-resistant Sunbrella® fabric.

- Canvas Granite
- Canvas Navy
- Milano Char
- Bliss Dew



SIDE & COCKTAIL TABLES

Designed to complement our seating collections, our Cocktail Tables and Side Tables add comfort and functionality to any commercial outdoor space. Built for durability in high-traffic environments—from resort patios and rooftop lounges to public parks and long-term care facilities—these versatile pieces are low-maintenance, weather-resistant, and always in style.

SIDE & COCKTAIL TABLES

D x W x H (Seat Height)



T01 - Small Rectangular Table

01	02	03	04	06	07	09	11	12
13	14	16	17	18	19	20	16-07	18-19

18 x 13 x 17" | 46 x 33 x 43 cm | 14 lb / 6 kg

Compact and versatile, the T01 Small Rectangular Table is an ideal choice for tight spaces and flexible layouts. Whether used between Adirondack Chairs, or alongside lounge seating, this table offers a sleek, low-maintenance finish.

- All stainless steel hardware
- Heavy 7/8" gauge plastic lumber
- No painting, slivers, or rot
- Waterproof



T04 - Addy Side Table

01	02	03	07	09	11	12
14	16	18	19	20	16-07	18-19

25 x 16 x 21" | 64 x 41 x 53 cm | 24 lb / 11 kg

With its compact wedge shape, the T04 Addy Side Table fits neatly between two chairs, making it a practical choice for patios, poolside and beach settings.

- All stainless steel hardware
- Heavy 7/8" gauge plastic lumber
- No painting, slivers, or rot
- Waterproof



TB01 - Cocktail Table Legs + TT03 - 32" Round Table Top

01	02	03	04	07	09	11
12	13	14	16	17	18	20

DINING HEIGHT

32 x 32 x 18" | 81 x 81 x 46 cm | 48.5 lb / 22 kg

A stylish and functional accent for casual seating areas, our Cocktail Table combines the TB01 Legs with TT03 Top for a clean, versatile profile.

- All stainless steel hardware
- Heavy 7/8" gauge plastic lumber
- No painting, slivers, or rot
- Waterproof



FOOTSTOOLS

Designed to pair with our iconic Adirondack Chairs, these low-profile Footstools add comfort and versatility to casual seating areas across a variety of commercial spaces. From lakeside retreats and fireside lounges to golf courses, municipal parks, school campuses, and retirement communities, they deliver long-lasting durability, weather resistance, and minimal maintenance—perfect for high-traffic outdoor environments.

FOOTSTOOLS

D x W x H (Seat Height)



F01 - Footstool

01	02	03	04	06	07	09	11	12
13	14	16	17	18	19	20	16-07	18-19

19 x 18 x 12" | 48 x 46 x 30 cm | 13 lb / 6 kg

Compact and practical, the F01 Footstool is a perfect companion to any of our Adirondack Chairs. Its simple design provides a comfortable place to stretch out and unwind – ideal for areas like parks, campgrounds, and cottage resorts.

- Pairs perfectly with any of our Addys
- Heavy 7/8" gauge plastic lumber
- All stainless steel hardware
- No painting, slivers, or rot



F04 - Premium Footstool

01	02	03	04	07	09	11	12	13
14	16	17	18	19	20	16-07	18-19	

18 x 18 x 16" | 51 x 51 x 41 cm | 19 lb / 9 kg

The F04 Premium Footstool features a wider stance and refined profile, offering enhanced support and a more substantial presence. Built for comfort, durability, and visual appeal in upscale commercial spaces.

- Pairs perfectly with any of our Addys
- Heavy 7/8" gauge plastic lumber
- All stainless steel hardware
- No painting, slivers, or rot





COMMERCIAL INSTALLATION,
DOWNTOWN STRATFORD, ONTARIO

OUTDOOR DINING

Style, strength, and sustainability come together in our collection of commercial-grade dining furniture. Available in dining, counter, and pub heights, our versatile offerings – including the modern Napa Collection – are ideal for patios, terraces, resorts, golf courses, and public dining areas.



**MUNICIPAL INSTALLATION,
TOM PATTERSON ISLAND,
STRATFORD, ON**



**HOSPITALITY INSTALLATION,
RED FISH BLUE FISH,
PENSACOLA BEACH, FL**



PICNIC TABLES

02 07 18

Built for high-traffic outdoor use, our Picnic Tables offer durability, accessibility, and timeless functionality for commercial spaces. Whether it’s a public park, schoolyard, or casual dining area, these tables are designed to handle daily wear with minimal maintenance. Available in four versatile styles – including accessible options – each table combines strength, comfort, and sustainable materials.



T50 - 51” Round Picnic Table

DINING HEIGHT

51” Dia. x 77” x 29” (17) | 130 cm Dia. x 196 x 74 cm (43)
343 lb / 156 kg 1.625” Umbrella Hole

A classic outdoor essential, the T50 Traditional Picnic Table features clean lines, a sturdy design, and integrated seating for all-weather performance in public parks, schools, and recreational spaces.

- 51” round table with integrated seating
- Comfortably seats up to 8 people
- Heavy and durable - 343 lbs
- All stainless steel hardware
- No painting, slivers, or rot
- Waterproof

PICNIC TABLES

D x W x H (Seat Height)



T50WC - 51” Round Picnic Table (Wheelchair Accessible)

DINING HEIGHT

51” Dia. x 77” x 29” (17) | 130 cm Dia. x 196 x 74 cm (43)
343 lb / 156 kg 1.625” Umbrella Hole

Inclusive and practical, the T50WC offers all the durability of our T50 picnic table with an accessible cutout for wheelchair users.

- 51” round table with integrated seating
- One wheelchair-accessible space
- Comfortably seats 6 plus 1 wheelchair
- All stainless steel hardware
- No painting, slivers, or rot



T52 - 72” Rectangular Picnic Table

DINING HEIGHT

72 x 60 x 31.25” (17) | 183 x 152 x 80 cm (43)
307 lb / 139 kg, No Umbrella Hole

With timeless style and built-to-last construction, the T52 Rectangular Picnic Table brings function and durability to outdoor spaces.

- 72” rectangular table with two benches
- Comfortably seats up to 8 people
- All stainless steel hardware
- No painting, slivers, or rot



T52WC - 72” Rectangular Picnic Table (Wheelchair Accessible)

DINING HEIGHT

86.25 x 60 x 31.25” (17) | 219 x 152 x 80 cm (43)
370 lbs / 167 kg, No Umbrella Hole

Designed with accessibility in mind, the T52WC features an extended overhang at one end to comfortably accommodate a wheelchair.

- 72” rectangular table with two benches
- Extended wheelchair-accessible overhang
- Seats 6 - 8 plus one wheelchair user
- All stainless steel hardware
- No painting, slivers, or rot



DINING HEIGHT TABLES

D x W x H (Seat Height)

Designed for commercial durability, our dining height tables suit everything from café patios to resort dining areas. Choose from ready-to-place options like the round T05 or rectangular Napa tables (T301, T302), or build a custom setup with modular tops and bases. Made from recycled plastic and built for all-weather use, each table offers lasting performance in high-traffic spaces.

TABLES: 30-32" height / **T301:** Pair w. 6 Side Chairs/2 Arm Chairs or Swivels / **T302:** Pair w. 4 Side Chairs/2 Arm Chairs or Swivels
DINING HEIGHT LEG/TABLE TOP COMPATIBILITY: TB02 Legs - pair w. TT03/TT04. TB22 Legs - pair w. TT14/TT15.



T05 - 48" Round Dining Table

02 07 14 16 18 16-07 18-19

DINING HEIGHT

48 x 48 x 30" | 122 x 122 x 76 cm | 126 lbs / 57 kg, 2" Umbrella Hole

A versatile staple for outdoor dining, the T05 seats four comfortably and fits seamlessly into patios, cafés, and resort spaces.

- 48" round tabletop, dining height
- Seats 4 comfortably
- Includes 2" umbrella hole
- Heavy 7/8" gauge plastic lumber
- All stainless steel hardware
- No painting, slivers, or rot



DINING HEIGHT TABLES

D x W x H (Seat Height)



T301 - Napa 84" Dining Table

02 07 14 16 18 16-07 18-19

DINING HEIGHT

48 x 48 x 30" | 122 x 122 x 76 cm | 126 lbs / 57 kg, 2" Umbrella Hole

An elevated outdoor dining solution, the T301 offers generous seating and refined proportions for up to 8 guests. Featuring clean lines and a sophisticated profile, it pairs seamlessly with Napa seating collections.

- 84" Rectangular dining table
- Comfortably seats up to 8
- Includes 2" umbrella hole
- 7/8" thick plastic lumber
- All-weather, low-maintenance, and built for commercial use



T302 - Napa 72" Dining Table

02 07 14 16 18 16-07 18-19

DINING HEIGHT

72 x 37.5 x 31" | 183 x 95 x 78 cm | 210 lbs / 95 kg, 2" Umbrella Hole

Timeless and refined, the T302 blends modern design with commercial durability. Seating up to 6, this table is built for outdoor settings – cafés, resorts, and casual dining areas.

- 72" Rectangular dining table
- Comfortably seats up to 6
- Includes 2" umbrella hole
- Heavy 7/8" gauge plastic lumber
- All-weather, low-maintenance, and built for commercial use



DINING HEIGHT TABLES

D x W x H (Seat Height)



TB02 - Dining Table Legs

DINING HEIGHT pair with TT03, TT04

- 02
- 07
- 14
- 16
- 18

21 x 21 x 29" | 53 x 53 x 74 cm | 21 lb / 9.5 kg

Clean and compact, the TB02 base offers a simple, straight-leg design ideal for space-conscious dining areas, and pairs seamlessly with round table tops to create a polished look on patios, decks, and cafés.

- Straight-leg design
 - Great for restaurants, cafés, and patios
 - Low-maintenance and easy to clean
- Height: 29" | Weight: 21 lbs
 - Pair with TT03 or TT04
 - Weather-resistant



TB22 - Premium Dining Table Legs

DINING HEIGHT pair with TT15, TT14

- 02
- 07
- 14
- 16
- 18

23 x 23 x 30" | 8 x 58 x 76 cm | 38 lb / 17 kg

Timeless and dependable, the TB22 base features a classic angled-leg design that delivers strength and visual appeal in commercial outdoor settings. Pairs perfectly with our square table tops - TT14 and TT15.

- Classic angled-leg design
 - Great for restaurants, cafés, and patios
 - Low-maintenance and easy to clean
- Height: 30" | Weight: 38 lbs
 - Pairs with TT15 or TT14
 - Weather-resistant

DINING HEIGHT TABLES

D x W x H (Seat Height)



TT03 - 32" Round Table Top

pair with TB01, TB02, TB03C, TB03

- 01
- 02
- 03
- 04
- 07
- 09
- 11
- 12
- 13
- 14
- 16
- 17
- 18
- 19
- 20

32 x 32 x 1" | 81 x 81 x 2.5 cm | 35 lb / 16 kg. No Umbrella Hole



TT04 - 40" Round Table Top

pair with TB02, TB03C, TB03

- 02
- 03
- 07
- 09
- 11
- 14
- 16
- 18
- 19
- 20

40 x 40 x 1" | 102 x 102 x 2.5 cm | 49 lb / 22 kg. No Umbrella Hole

Functional, durable, and easy to maintain, our round table tops are ideal for commercial patios, cafés, and relaxed outdoor dining spaces.

- TT03: 32" Round Table Top
 - TT04: 40" Round Table Top
 - No umbrella holes
- Smooth, easy-to-clean surface
 - 7/8" thick plastic lumber
 - All-weather & low-maintenance



NEW

TT15 - 36" Square Table Top

pair with TB22, TB23

- 02
- 03
- 07
- 09
- 11
- 14
- 16
- 18
- 19
- 20

36 x 36 x 2" | 91 x 91 x 5 cm | 58 lb / 26 kg, 2" Umbrella Hole



TT14 - 40" Square Table Top

pair with TB22, TB23

- 02
- 03
- 07
- 09
- 11
- 14
- 16
- 18
- 19
- 20

40 x 40 x 2" | 102 x 102 x 5 cm | 64 lb / 29 kg, 2" Umbrella Hole

Functional, durable, and easy to maintain, our square table tops are ideal for commercial patios, cafés, and relaxed outdoor dining spaces.

- TT03: 32" Round Table Top
 - TT04: 40" Round Table Top
 - No umbrella holes
- Smooth, easy-to-clean surface
 - 7/8" thick plastic lumber
 - All-weather & low-maintenance



DINING HEIGHT SEATING

Comfortable, durable, and made to last—our dining height seating is built for commercial spaces that demand both style and strength. From swivel chairs to armless options, each piece pairs seamlessly with our dining tables and is crafted from recycled plastic for all-weather, low-maintenance performance. Ideal for patios, restaurants, resorts, and public spaces.

DINING CHAIRS:
18” seat height
D x W x H (Seat Height)



C11 - Addy Dining Side Chair

DINING HEIGHT

02 07 14 16 18 16 07 18 19

21 x 18 x 41” (18) | 53 x 46 x 104 cm (46) | 29 lb / 13 kg

Simple and space-saving, the Addy Side Chair features a contoured seat and upright back—perfect for patios, cafés, and compact dining areas.

- Armless side chair with contoured seat
- Made from 7/8” plastic lumber
- Weather-resistant and low maintenance
- Pairs with CRP dining height tables



C15 - Addy Swivel Dining Arm Chair

DINING HEIGHT

02 07 14 16 18 16 07 18 19

24 x 25 x 40” (18) | 61 x 64 x 102 cm (46) | 48 lb / 22 kg

A fresh take on a classic, the Addy Swivel Chair adds smooth motion and comfort to any outdoor dining space.

- 360° swivel base with arms and upright back
- Made from 7/8” plastic lumber
- Weather-resistant and low maintenance
- Pairs with CRP dining height tables





DINING HEIGHT SEATING

D x W x H (Seat Height)



C321 - Napa Dining Side Chair

02 07 14 16 18 16-07 18-19

DINING HEIGHT

24 x 18.5 x 35" (18) | 61 x 47 x 89 cm (46) | 33 lb / 15 kg

A wide, armless design with clean lines, the Napa Side Chair offers modern comfort for outdoor dining spaces.

- Armless with contoured seat and upright back
- Made from 7/8" plastic lumber
- Weather-resistant and low maintenance
- Pairs with CRP dining height tables



C322 - Napa Dining Swivel Arm Chair

02 07 14 16 18 16-07 18-19

DINING HEIGHT

24 x 25.5 x 35" (18) | 61 x 65 x 89 cm (46) | 45 lb / 21 kg

Blending comfort and flexibility, the Napa Swivel Chair features smooth rotation and a supportive, modern design for commercial patios.

- 360° swivel base with armrests
- Wide, contoured seat and upright back
- Weather-resistant and low maintenance
- Pairs with CRP dining height tables



C322 - Napa Dining Arm Chair

02 07 14 16 18 16-07 18-19

DINING HEIGHT

24 x 25.5 x 35" (18) | 61 x 65 x 89 cm (46) | 35 lb / 17 kg

With clean lines and a wide seat, the Napa Arm Chair delivers comfort and durability for commercial dining spaces.

- Armrests with upright back and contoured seat
- Made from 7/8" plastic lumber
- Weather-resistant and low maintenance
- Pairs with CRP dining height tables



COUNTER & PUB HEIGHT TABLES

D x W x H (Seat Height)

Built for commercial spaces that call for a more elevated look, our counter and pub-height tables bring casual style and lasting performance to patios, bars, and rooftop lounges. Choose from modular base and top combinations or complete sets in a variety of sizes. Made from recycled plastic and designed for all-weather use, these tables are ideal for high-traffic, outdoor environments.

COUNTER TABLES: 38" height / **COUNTER HEIGHT LEGS/TABLE TOPS:** TB03C Legs - pair w. TT03/TT04.
PUB TABLES: 41 - 42" height / **PUB HEIGHT LEGS/TABLE TOPS:** TB03 Legs - pair w. TT03/TT04. TB23 Legs - pair w. TT14/TT15.



T204 - Harvest 72" Bar Table

PUB HEIGHT

72 x 28 x 41" | 183 x 71 x 104 cm
144 lb / 65 kg, No Umbrella Hole

Elevate outdoor hospitality with the Harvest 72" Bar Table – designed for commercial patios, rooftop lounges, and bar settings. With clean lines, generous proportions, and rugged construction, it offers elevated dining comfort.

- 72" x 28" x 41" pub height table
- Comfortably seats 6 - 8 people
- Ideal for patios, bars, and resorts
- Heavy 7/8" gauge plastic lumber
- No painting, slivers, or rot
- Waterproof

02	07	14	16
18	20	16-07	18-19





COUNTER & PUB HEIGHT TABLES

D x W x H (Seat Height)



T07 - Pub Height Small Table

PUB HEIGHT

02	03	07	09	11	14
16	18	20	16-07	18-19	

24 x 16 x 37" | 66 x 41 x 94 cm | 28 lb / 13 kg

Perfect between two bar-height chairs, the T07 is a compact pub table built for commercial patios, balconies, and rooftop lounges.

- Wedge-shape pub height table
- Ideal for two chairs or small-group settings
- Heavy and durable
- 7/8" thick plastic lumber
- All-weather, low-maintenance, and built for commercial use



T07C - Counter Height Small Table

PUB HEIGHT

02	03	07	09	11	14
16	18	20	16-07	18-19	

24 x 16 x 29" | 66 x 41 x 74 cm | 25 lb / 11 kg

Sized to fit perfectly between two counter-height chairs, the T07C is a smart, sustainable choice for patios, balconies, or casual outdoor dining.

- Wedge-shape counter height table
- Ideal for two chairs or small-group settings
- Heavy and durable
- Heavy 7/8" gauge plastic lumber
- All-weather, low-maintenance, and built for commercial use

COUNTER & PUB HEIGHT TABLES

D x W x H (Seat Height)



TB03C - Counter Table Legs

PUB HEIGHT pair with TT03, TT04

02	03	07	09	11
14	16	18	19	20

21 x 21 x 37" | 53 x 53 x 94 cm | 22 lb / 10 kg

Designed for compact commercial spaces, oour TB03C legs offer a clean-lined silhouette, and pair perfectly with our round table tops.

- Straight-leg base for counter height tables
- Great for restaurants, cafés, and patios
- Low-maintenance and easy to clean
- Height: 37" | Weight: 22 lbs
- Pairs with TT03 or TT04
- Weather-resistant



TB03 - Pub Table Legs

PUB HEIGHT pair with TT03, TT04

02	03	07	09	11
14	16	18	19	20

21 x 21 x 40" | 53 x 53 x 102 cm | 22 lb / 10 kg

Compact and durable, the TB03 leg base is ideal for pub height tables in commercial patios, balconies, and pair perfectly with our round table tops.

- Straight-leg design for pub height tables
- Great for restaurants, cafés, and patios
- Low-maintenance and easy to clean
- Height: 40" | Weight: 22 lbs
- Pairs with TT03 or TT04
- Weather-resistant



TB23 - Premium Pub Table Legs

PUB HEIGHT pair with TT15, TT14

02	03	07	09	11
14	16	18	19	20

24 x 24 x 40" | 61 x 61 x 102 cm | 44 lb / 22 kg

With a wider stance and upscale profile, the TB23 is designed to offer pub height tables added style, while pairing perfectly with our square table tops.

- Classic angled-leg design for pub tables
- Great for restaurants, cafés, and patios
- Low-maintenance and easy to clean
- Height: 40" | Weight: 44 lbs
- Pairs with TT15 or TT14
- Weather-resistant



COUNTER & PUB HEIGHT TABLES

D x W x H (Seat Height)



TT03 - 32" Round Table Top

pair with TB01, TB02, TB03C, TB03

01	02	03	04	07	09	11	12
13	14	16	17	18	19	20	

32 x 32 x 1" | 81 x 81 x 2.5 cm | 35 lb / 16 kg. No Umbrella Hole



TT04 - 40" Round Table Top

pair with TB02, TB03C, TB03

02	03	07	09	11	14	16	18	19	20
----	----	----	----	----	----	----	----	----	----

40 x 40 x 1" | 102 x 102 x 2.5 cm | 49 lb / 22 kg. No Umbrella Hole

Functional, durable, and easy to maintain, our round table tops are ideal for commercial patios, cafés, and relaxed outdoor dining spaces.

- TT03: 32" Round Table Top
- TT04: 40" Round Table Top
- No umbrella holes
- Smooth, easy-to-clean surface
- 7/8" thick plastic lumber
- All-weather & low-maintenance



NEW

TT15 - 36" Square Table Top

pair with TB22, TB23

02	03	07	09	11	14	16	18	19	20
----	----	----	----	----	----	----	----	----	----

36 x 36 x 2" | 91 x 91 x 5 cm | 58 lb / 26 kg, 2" Umbrella Hole



TT14 - 40" Square Table Top

pair with TB22, TB23

02	03	07	09	11	14	16	18	19	20
----	----	----	----	----	----	----	----	----	----

40 x 40 x 2" | 102 x 102 x 5 cm | 64 lb / 29 kg, 2" Umbrella Hole

Functional, durable, and easy to maintain, our square table tops are ideal for commercial patios, cafés, and relaxed outdoor dining spaces.

- TT03: 32" Round Table Top
- TT04: 40" Round Table Top
- No umbrella holes
- Smooth, easy-to-clean surface
- 7/8" thick plastic lumber
- All-weather & low-maintenance

COUNTER & PUB HEIGHT SEATING

Built for elevated comfort and commercial performance, our counter and pub-height seating is ideal for patios, bars, and rooftop lounges.

COUNTER CHAIRS:
24 - 26" seat height

PUB CHAIRS:
29 - 30" seat height

D x W x H (Seat Height)



C21C - Counter Stool

COUNTER HEIGHT

14 x 14 x 24" (24) | 36 x 36 x 61 cm | 16 lb / 17 kg

A simple, backless counter height stool designed for compact spaces.

- Compact backless design ideal for tight spaces
- Easy to tuck under counters or ledges
- No painting, slivers, or rot
- Weather-resistant and low maintenance

02	03	07	09	11	14
16	18	20	16-07	18-19	



C25C - Swivel Counter Arm Chair

COUNTER HEIGHT

24.5 x 29 x 47" (25) | 62 x 74 x 119 cm | 58 lb / 26 kg

Classic design with wide arms, a supportive back, and a smooth swivel motion.

- Smooth 360° swivel base for added flexibility
- Wide arms and contoured seat
- No painting, slivers, or rot
- Weather-resistant and low maintenance

D x W x H (Seat Height)					
02	03	07	09	11	14
16	18	20	16-07	18-19	



C28C - Classic Counter Arm Chair

COUNTER HEIGHT

26 x 24 x 47" (25) | 66 x 61 x 119 cm | 45 lb / 20 kg

Timeless counter-height design with wide arms and a supportive back.

- Timeless slat-back design with wide armrests
- Upright posture ideal for outdoor dining
- No painting, slivers, or rot
- Weather-resistant and low maintenance

02	03	07	09	11	14
16	18	20	16-07	18-19	





C311C - Napa Counter Side Chair

COUNTER HEIGHT

02	03	07	09	11	14
16	18	20	16-07	18-19	

25.5 x 18.5 x 43" (26) | 65 x 47 x 109 cm (66) | 34.6 lb / 15.7 kg

Clean and armless, the Napa Counter Side Chair offers modern comfort with a space-saving silhouette.

- Clean, armless silhouette for space-saving layouts
- No painting, slivers, or rot
- Contoured seat and wide back for added comfort
- Weather-resistant and low maintenance



C312C - Napa Swivel Counter Arm Chair

COUNTER HEIGHT

02	03	07	09	11	14
16	18	20	16-07	18-19	

25 x 25 x 43" (26) | 63 x 63 x 109 cm (66) | 54 lb / 24.5 kg

A counter-height arm chair with a smooth swivel base, combining Napa's signature style with added flexibility.

- Full armrests and upright back with swivel motion
- No painting, slivers, or rot
- Contoured seat and wide back for added comfort
- Weather-resistant and low maintenance



C313C - Napa Counter Arm Chair

COUNTER HEIGHT

02	03	07	09	11	14
16	18	20	16-07	18-19	

25.5 x 25.25 x 43" (26) | 65 x 64 x 109 cm (66) | 38.6 lb / 17.5 kg

The non-swivel version of our popular Napa design, featuring wide arms and generous seating comfort.

- Full armrests and upright back
- No painting, slivers, or rot
- Contoured seat and wide back
- Weather-resistant and low maintenance



C311 - Napa Pub Side Chair

PUB HEIGHT

02	03	07	09	11	14
16	18	20	16-07	18-19	

25.5 x 18.5 x 43" (26) | 65 x 47 x 109 cm (66) | 34.6 lb / 15.7 kg

Clean and armless, the Napa Counter Side Chair offers modern comfort in a space-saving silhouette.

- Clean, armless silhouette for space-saving layouts
- No painting, slivers, or rot
- Contoured seat and wide back for added comfort
- Weather-resistant and low maintenance



C312 - Napa Swivel Pub Arm Chair

PUB HEIGHT

02	03	07	09	11	14
16	18	20	16-07	18-19	

25 x 25 x 46.5" (29.5) | 63 x 63 x 118 cm (75) | 55.5 lb / 25.1 kg

A refined swivel chair with wide arms and an upright back. Stylish, stable, and built for busy patios.

- Full armrests and upright back with swivel motion
- No painting, slivers, or rot
- Contoured seat and wide back for added comfort
- Weather-resistant and low maintenance



C313 - Napa Pub Arm Chair

PUB HEIGHT

02	03	07	09	11	14
16	18	20	16-07	18-19	

25 x 25 x 46.5" (29.5) | 63 x 63 x 118 cm (75) | 55.5 lb / 25.1 kg

The non-swivel version of our popular Napa design, featuring wide arms and generous seating comfort.

- Full armrests and upright back
- No painting, slivers, or rot
- Contoured seat and wide back
- Weather-resistant and low maintenance





C21 - Bar Stool & C23 - Swivel Bar Stool

PUB HEIGHT

02	03	07	09	11	14
16	18	20	16-07	18-19	

14 x 14 x 30" | 36 x 36 x 76 cm | 21 - 23 lb / 10 kg

Minimal and functional, this pub-height stool is perfect for tight bar and balcony spaces. C21 is the fixed version, while the C23 adds a smooth 360° swivel top.

- Clean, backless profile for casual bar seating
- C21: Fixed top / C23: Smooth 360° swivel top
- Tucks easily under tall counters or bar tops
- No painting, slivers, or rot
- Weather-resistant and low maintenance
- Made from 7/8" plastic lumber



C25 - Swivel Pub Arm Chair

PUB HEIGHT

02	03	07	09	11	14
16	18	20	16-07	18-19	

25 x 25 x 47.5" (29) | 63 x 63 x 121 cm (74) | 56 lb / 25 kg

Combines classic armchair comfort with swivel flexibility.

- Elevated comfort with full arms and swivel base
- Combines traditional style with flexibility
- Ideal for upscale bar patios and lounges
- No painting, slivers, or rot
- Weather-resistant and low maintenance
- Made from 7/8" plastic lumber



C28 - Classic Pub Arm Chair

PUB HEIGHT

02	03	07	09	11	14
16	18	20	16-07	18-19	

26 x 25 x 51" (29) | 66 x 63 x 130 cm (74) | 48 lb / 22 kg

A traditional pub-height chair with wide arms and timeless styling for patios and bar areas.

- Timeless design with slat back and wide arms
- Suits traditional pubs, restaurants, and terraces
- No painting, slivers, or rot
- Weather-resistant and low maintenance
- Made from 7/8" plastic lumber

FIRE TABLES

Add warmth and style to any commercial outdoor space with our durable, easy-to-use Fire Tables. Ideal for rooftop lounges, resort patios, and fireside gathering areas, each table features push-button ignition and all-weather construction.





FIRE TABLES & ACCESSORIES

D x W x H (Seat Height)



FT01 - 48" Rectangular Fire Table

02 07 14 16 18

Includes fire glass & wind guard | 12"x 24" Burner, 55,000 BTU

31 x 48 x 30" | 79 x 122 x 76 cm | 172 lb / 78 kg

A modern centerpiece for outdoor lounge areas, the FT01 combines clean lines, generous table space, and a powerful flame that ignites with a button..

- Includes fire glass and wind guard
- Fire tables cannot be operated without wind guard
- 48" rectangular profile with space for drinks and plates
- 12" x 24" Crystal Fire® Plus burner, 55,000 BTUs
- Push-button ignition with adjustable flame height
- Propane ready, with Natural Gas conversion kit included



1FT1224 Rectangular Fire Table Smoked Glass Cover

25.5 x 13.5 x 0.2" / 65 x 34 x 0.5 cm
7.2 lbs / 3.25 kg

Protect your burner and enhance your FT01 Fire Table's look with this smoked glass cover.

- Fits 12" x 24" burner for the FT01 Fire Table
- Smoked tempered glass for a modern look
- Protects burner from weather and debris
- Durable and easy to clean
- 25.5 x 13.5 x 0.2" / 65 x 34 x 0.5 cm
- 7.2 lbs / 3.25 kg



FT02 - 46" Round Fire Table

02 07 14 16 18

Includes fire glass & wind guard | 20" Round Burner, 55,000 BTU

46 x 46 x 30.75" | 117 x 117 x 78 cm | 177lb / 80 kg

Designed for conversation and comfort, the FT02's circular shape keeps guests connected around a shared flame. .

- Includes fire glass and wind guard
- Fire tables cannot be operated without wind guard
- 46" round profile ideal for group seating
- 20" Crystal Fire® Plus burner, 55,000 BTUs
- Push-button ignition with adjustable flame height
- Propane ready, with Natural Gas conversion kit included



1FTR20 Round Fire Table Smoked Glass Cover

Protect your burner and enhance your FT012 Fire Table's look with this smoked glass cover.

- Fits 20" round burner for the FT02 Fire Table
- Smoked tempered glass for a modern look
- Protects burner from weather and debris
- Durable and easy to clean
- 21 x 21 x 0.2" / 53 x 53 x 0.5 cm
- 6.8 lbs / 3 kg



DEEP SEATING

Embrace outdoor living with deep seating built for commercial strength and style. Our collections combine elegant design, plush Sunbrella® cushions, and sustainable recycled plastic frames to deliver comfort that lasts in high-traffic environments. From resort patios to rooftop lounges, each piece offers the durability, low maintenance, and timeless appeal that today's hospitality and commercial spaces demand.





CHARLESTON COLLECTION



DEEP SEATING COLLECTION COMPARISON



TOFINO COLLECTION



STRATFORD COLLECTION

COLLECTION	CHARLESTON	TOFINO	STRATFORD
STYLE & DESIGN	Elegant, high-back luxury	Sleek, modern, modular	Traditional mission style with broad arms and bullnose detailing
KEY FEATURES	Stately profile; durable recycled plastic frames; high-back upright support with plush Sunbrella® cushions	Modular seating options; durable recycled plastic frames; plush Sunbrella® cushions	Modular seating options; durable recycled plastic frames; plushSunbrella® cushions
BEST FIT	Luxury resorts, fine dining patios, and premium commercial spaces	Rooftop lounges, resort patios, and properties needing adaptable seating	Resorts, hotels, and clubhouses seeking timeless, classic comfort



CHARLESTON COLLECTION

HIGH BACK DEEP SEATING

elegant, sophisticated, timeless

02 07 14 16 18

Sophisticated and stately, the Charleston Collection sets a new standard for high-back deep seating in commercial environments. Featuring upright support, plush cushions, and optional swivel bases, it delivers unmatched comfort for guests while elevating the atmosphere of luxury properties. Charleston combines elegance with the strength needed for busy patios and resorts.



CHARLESTON HIGH BACK DEEP SEATING



DSF291 - Charleston High Back Arm Chair 02 07 14 16 18

38.25 x 31 x 40.75" (14) | 97 x 79 x 104 cm (36) | 72 lbs / 32.5 kg

Elevate your outdoor lounge experience with the Charleston High Back Arm Chair, featuring a stately silhouette and plush comfort, perfect for luxury resorts, upscale bars, and high-traffic outdoor lounges.

- High-Back design for extra comfort
- Made from 7/8" plastic lumber
- Pair with DSH21 cushion
- Backed by a 5-year commercial warranty



DSF292 - Charleston High Back Loveseat 02 07 14 16 18

38.25 x 55.25 x 40.75" (14) | 97 x 140 x 104 cm (36) | 115 lb / 52 kg

Built for two and great for commercial use, the Charleston Loveseat extends the collection's classic appeal and high-back elegance, perfect for luxury resorts, upscale bars, and high-traffic outdoor lounges.

- High-Back design for extra comfort
- Made from 7/8" plastic lumber
- Pair with DSH21 cushion
- Backed by a 5-year commercial warranty

CHARLESTON HIGH BACK DEEP SEATING

D x W x H (Seat Height)



DSF293 - Charleston High Back Sofa 02 07 14 16 18

38.25 x 76.25 x 40.75" (14) | 97 x 194 x 104 cm (36)
158 lbs / 71.5 kg

Make a bold statement with the Charleston High Back Sofa – an elegant, generously sized piece designed to hold up in high-use hospitality settings.

- High-Back design for extra comfort
- Made from 7/8" plastic lumber
- Pair with DSH21 cushion
- Backed by a 5-year commercial warranty



DSF294 - Charleston High Back Swivel Chair 02 07 14 16 18

38.25 x 31 x 40.75" (14) | 97 x 79 x 104 cm (36) | 84 lb / 38 kg

Elevate interaction with the Charleston High Back Swivel Arm Chair, combining luxurious design with smooth mobility. Made to enhance guest experiences in any commercial environment.

- High-Back design for extra comfort
- Made from 7/8" plastic lumber
- Pair with DSH21 cushion
- Backed by a 5-year commercial warranty

MIX & MATCH:
Try matching our Tofino
or Stratford Collections
with Charleston High Back
Deep Seating.





TOFINO COLLECTION

MODULAR DEEP SEATING COLLECTION

stylish, sleek, contemporary

02 07 14 16 18

The Tofino Collection combines modern style with the flexibility to fit any outdoor space. Choose from arm chairs, loveseats, sofas, chaise extensions, and coordinating tables to build layouts that work for your property. Modular design makes it easy to expand or reconfigure, while durable recycled plastic frames and marine-grade hardware ensure long-lasting performance. With plush Sunbrella® cushions, the Tofino Collection offers the comfort guests expect and the durability commercial spaces need.



TOFINO MODULAR DEEP SEATING



DSF281 - Tofino Arm Chair

02 07 14 16 18

33 x 31 x 33" (12) | 84 x 79 x 84 cm (30) | 55 lb / 25 kg

A sleek, modern club chair designed for both comfort and durability in commercial outdoor spaces. Built to withstand the elements while maintaining a clean, contemporary aesthetic.

- Made from 7/8" plastic lumber
- No painting, slivers, or rot
- Pair with DSC21 cushion
- Backed by a 5-year commercial warranty



DSF282 - Tofino Loveseat

02 07 14 16 18

33 x 55 x 33" (12) | 84 x 140 x 84 cm (30) | 85 lb / 39 kg

A clean-lined two-seater offering cozy comfort and modular versatility, perfect for lounge groupings in high-traffic commercial areas.

- Made from 7/8" plastic lumber
- No painting, slivers, or rot
- Pair with DSC21 cushion
- Backed by a 5-year commercial warranty

TOFINO MODULAR DEEP SEATING

D x W x H (Seat Height)



DSF283 - Tofino Sofa

02 07 14 16 18

33 x 79 x 33" (12) | 84 x 201 x 84 cm (30) | 115 lb / 52 kg

An elegant, extended sofa designed to anchor lounge areas. Stylish yet strong, it provides comfort while withstanding frequent use in hospitality environments.

- Made from 7/8" plastic lumber
- No painting, slivers, or rot
- Pair with DSC21 cushion
- Backed by a 5-year commercial warranty



DSF284 - Tofino Swivel Arm Chair

02 07 14 16 18

31 x 33 x 34.5" (13.25) | 79 x 84 x 88 cm (30) | 78 lb / 35 kg

Add motion to comfort with a smooth 360° swivel base built into the modern arm chair design. Ideal for dynamic commercial environments like lounge areas or rooftop patios.

- Made from 7/8" plastic lumber
- No painting, slivers, or rot
- Pair with DSC21 cushion
- Backed by a 5-year commercial warranty





TOFINO MODULAR DEEP SEATING



DSF285 - Tofino Modular Expansion

02 07 14 16 18

33 x 24 x 33" (12) | 84 x 61 x 84 cm (30) | 30 lb / 13 kg

An armless extension unit that enables custom configurations and scalable layouts within the Tofino collection, perfect for creating custom seating areas

- Made from 7/8" plastic lumber
- No painting, slivers, or rot
- Pair with DSC21 cushion
- Backed by a 5-year commercial warranty



DSF286 - Tofino Sectional Corner Piece

02 07 14 16 18

33 x 33 x 33" (12) | 84 x 84 x 84 cm (30) | 51 lb / 23 kg

The critical link in building wraparound or L-shaped sectionals. Sturdy, stylish, and built for connection – ensuring seamless flow in any modular set.

- Made from 7/8" plastic lumber
- No painting, slivers, or rot
- Pair with DSC24 cushion
- Backed by a 5-year commercial warranty

TOFINO MODULAR DEEP SEATING

D x W x H (Seat Height)



DSF289 - Tofino Chaise Extension

02 07 14 16 18

32 x 25 x 24" | 81 x 124 x 61 cm | 21 lb / 10 kg

Add relaxed luxury to any Tofino seating configuration with the Chaise Extension. Designed for modular customization, it seamlessly attaches to arm chairs, loveseats, sofas, or modular pieces.

- Made from 7/8" plastic lumber
- No painting, slivers, or rot
- Pair with DSC05 cushion
- Backed by a 5-year commercial warranty



DST287 - Tofino 49" Coffee Table

02 07 14 16 18

23 x 49 x 19" | 58 x 124 x 48 cm | 68 lb / 31 kg

This sleek, modern coffee table complements Tofino or Charleston Deep Seating setups with clean lines and practical design. An elegant and practical accessory, perfect any for commercial setting.

- Made from 7/8" plastic lumber
- No painting, slivers, or rot
- Pair with DSC21 cushion
- Backed by a 5-year commercial warranty



DST288 - Tofino 19" End Table

02 07 14 16 18

19 x 23 x 24" | 48 x 58 x 61 cm | 33 lb / 15 kg

An elegant and practical accessory, the 19" End Table complements Tofino or Charleston Deep Seating setups with sleek modern lines and reliable durability. It's an ideal spot for drinks and snacks between lounge pieces.

- Made from 7/8" plastic lumber
- Marine-grade stainless steel hardware
- Pair with DSC21 cushion
- Backed by a 5-year commercial warranty



STRATFORD COLLECTION

MODULAR DEEP SEATING COLLECTION

comfortable, traditional, classic

02 07 14 16 18

Timeless mission-style design meets commercial-grade strength in the Stratford Collection. Built from durable recycled plastic lumber with elegant bullnose details, Stratford offers lasting comfort and performance in high-traffic environments. Its modular pieces allow you to create tailored lounge setups ideal for resorts, lodges, clubhouses, and hospitality patios. Designed for both elegance and endurance, Stratford delivers classic style with sustainable strength.



STRATFORD MODULAR DEEP SEATING

STRATFORD MODULAR DEEP SEATING

D x W x H (Seat Height)



DSF263 - Stratford Sofa

02 07 14 16 18

34 x 79.5 x 35" (13.5") | 86 x 202 x 89 cm (34) | 154 lb / 70 kg

The Stratford Sofa seats three with spacious comfort and timeless mission styling. Its rugged build makes it a reliable anchor for outdoor lounges and clubhouses.

- Made from 7/8" plastic lumber
- No painting, slivers, or rot
- Pair with DSC21 cushion
- Backed by a 5-year commercial warranty



DSF261 - Stratford Arm Chair

02 07 14 16 18

34 x 31 x 35" (13.5") | 86 x 79 x 89 cm (34) | 70.5 lb / 32 kg

The Stratford Arm Chair combines mission-style charm with all-weather durability. Wide arms and deep cushions deliver comfort, while its plastic frame stands up to heavy use in outdoor settings.

- Made from 7/8" plastic lumber
- No painting, slivers, or rot
- Pair with DSC21 cushion
- Backed by a 5-year commercial warranty



DSF264 - Stratford Swivel Arm Chair

02 07 14 16 18

34 x 31 x 35" (13.5") | 86 x 79 x 89 cm (34) | 90 lb / 41 kg

With 360-degree swivel and classic design, the Stratford Swivel Arm Chair adds fun and flexibility to outdoor seating areas, while maintaining mission-style charm.

- Made from 7/8" plastic lumber
- No painting, slivers, or rot
- Pair with DSC21 cushion
- Backed by a 5-year commercial warranty



DSF262 - Stratford Loveseat

02 07 14 16 18

34 x 55.25 x 35" (13.5") | 86 x 140 x 89 cm (34) | 112 lb / 51 kg

Designed for two, this Loveseat offers comfort and supportive arms with a plastic frame built to last - a great fit for resorts, patios and lounges.

- Made from 7/8" plastic lumber
- No painting, slivers, or rot
- Pair with DSC21 cushion
- Backed by a 5-year commercial warranty



DSF265 - Stratford Modular Expansion

02 07 14 16 18

32 x 24.25 x 35" (13.5") | 81 x 62 x 89 cm (34) | 41 lb / 18.5 kg

Expand your seating with the Stratford Modular Expansion. This section connects with other Stratford pieces for flexible layouts.

- Made from 7/8" plastic lumber
- No painting, slivers, or rot
- Pair with DSC21 cushion
- Backed by a 5-year commercial warranty



STRATFORD MODULAR DEEP SEATING



DSF266 - Stratford Sectional Corner Piece

02 07 14 16 18

34 x 33 x 35" (13.5") | 86 x 84 x 89 cm (34) | 63 lb / 28.5 kg

The critical link in building wraparound or L-shaped sectionals. Sturdy, stylish, and built for connection – ensuring seamless flow in any modular set.

- Made from 7/8" plastic lumber
- No painting, slivers, or rot
- Pair with DSC24 cushion
- Backed by a 5-year commercial warranty



DSF269 - Stratford Chaise Extension

02 07 14 16 18

32.5 x 24 x 13" | 83 x 61 x 33 cm | 21 lb / 10 kg

Add lounge-style comfort with the Stratford Chaise Extension. Designed to pair with Stratford modular seating, it's built for relaxation in resort and hospitality settings.

- Made from 7/8" plastic lumber
- No painting, slivers, or rot
- Pair with DSC05 cushion
- Backed by a 5-year commercial warranty

STRATFORD MODULAR DEEP SEATING

D x W x H (Seat Height)



DST267 - Stratford 49" Coffee Table

02 07 14 16 18

23 x 49 x 19.25" | 58 x 124 x 49 cm | 66.5 lb / 30 kg

This Coffee Table complements Tofino or Charleston Deep Seating setups, offering a wide, durable surface with timeless style.

- Made from 7/8" plastic lumber
- No painting, slivers, or rot
- Marine-grade stainless steel hardware
- Backed by a 5-year commercial warranty



DST268 - Stratford 19" End Table

02 07 14 16 18

19 x 24 x 24.25" | 48 x 61 x 62 cm | 32 lb / 14.5 kg

Compact and sturdy, this End Table complements Tofino or Charleston Deep Seating setups, providing a convenient surface while maintaining mission-style charm.

- Made from 7/8" plastic lumber
- No painting, slivers, or rot
- Marine-grade stainless steel hardware
- Backed by a 5-year commercial warranty



DSO272 - Stratford Large Ottoman

02 07 14 16 18

29 x 28.5 x 15" | 74 x 72 x 38 cm | 35 lb / 16 kg

The Stratford Ottoman offers versatile comfort and functionality – perfect as a footrest, extra seating, or a casual surface.

- Made from 7/8" plastic lumber
- No painting, slivers, or rot
- Pair with DSC03 Large Ottoman Cushion
- Backed by a 5-year commercial warranty

CUSHIONS

Our cushions are designed to bring unmatched comfort and performance to every seating experience while standing up to the demands of commercial use. Crafted from self-wicking, marine-grade fabrics, they resist sun, salt, rain, mildew, and mold, keeping their shape and vibrant color over time. Reinforced with UV-grade stitching and integrated zippers, these cushions are built for strength and longevity.

LP02 - Modern Lounge Pad

The LP02 Lounge Chair Pad is designed for maximum relaxation, offering full-body comfort for chaise lounges. Crafted with marine-grade, self-wicking fabric and durable UV stitching, it resists the elements while providing lasting support. Perfect for poolside, patio, or resort use, it elevates any lounging experience.

- Lightweight and easy to secure in place
- A sustainable, comfortable finishing touch
- Sunbrella® fabrics are easy to maintain
- Fits L38 and L99 chairs

- Canvas Granite
- Canvas Navy
- Milano Char
- Bliss Dew

77.5 x 23 x 2.5" | 197 x 58 x 6 cm
6 lb / 3 kg

CUSHIONS


A20 - Headrest

Our headrests are an innovative blend of comfort and sustainability. Filled with plastic shavings reclaimed from our own production process, they provide extra support and also reduce waste—helping close the loop.

- A comfortable finishing touch
- Reclaimed plastic filling diverts waste from landfills
- Adds neck and head support to seating
- Compatible with Adirondack Chairs, Rockers, and Glider

- Seville Seaside
- Canvas Navy
- Canvas Jockey Red
- Direction Dew
- Trusted Coast
- Milano Char
- Direction Linen
- Gateway Aloe

3 x 13 x 11"
8 x 33 x 28 cm
2 lb / 1 kg



SC20 - Adirondack Seat Cushion

The SC20 cushion is designed to add comfort to our classic Adirondack seating. Sized to fit perfectly, it enhances long hours of outdoor relaxation without compromising the chair's clean profile.

- Fits C01, C03, C04, C06, G01
- Marine-grade, self-wicking fabric

- Canvas Granite
- Canvas Navy
- Milano Char
- Bliss Dew

16.5 x 21.5 x 1.5"
42 x 55 x 4 cm
1 lb / 0.5 kg



SC22 - Dining Seat Cushion

Crafted for dining comfort, the SC22 cushion pairs seamlessly with our dining and pub chairs. Its updated sizing ensures a perfect fit, adding a refined touch to mealtime seating.

- Fits all Napa chairs, C11, C15, C25, C25C, C28, C28C
- Marine-grade, self-wicking fabric

- Canvas Granite
- Canvas Navy
- Milano Char
- Bliss Dew
- Bliss Sand
- Bliss Smoke

18 x 18.625 x 1.5"
46 x 47 x 4 cm
1 lb / 0.5 kg



DEEP SEATING CUSHIONS

Elevate guest comfort with marine-grade cushions designed for heavy daily use in commercial settings. With UV-stabilized stitching, quick-dry open-cell foam, and weather-resistant fabrics, they perform in sun, salt, and storms. Need a specific look? Our Custom Cushion Program lets you choose fabrics and colors that align with your brand, ensuring a polished, consistent appearance across every space.

- Milano Char
- Peyton Granite
- Canvas Jockey Red
- Canvas Navy
- Cast Ash
- Cast Silver
- Direction Dew
- Cast Breeze
- Bliss Dew
- Bliss Sand
- Bliss Smoke
- Canvas Canvas
- Canvas Granite
- Direction Linen



DSC21 - Deep Seating Cushion Set
fits Tofino & Stratford *(includes Seat and Back)*

Designed for both Tofino and Stratford collections, this versatile cushion set includes a plush back and generously padded seat. Built with marine-grade fabric and open-cell foam, it stands up to high-traffic use.

Back: 25 x 18.5 x 9" / 64 x 47 x 23 cm
Seat: 24 x 25.5 x 7" / 61 x 65 x 18 cm
10 lb / 4.5 kg

- Includes seat and back, fits Tofino and Stratford Collections
- Marine-grade fabric withstands sun, salt, and rain in outdoor venues
- Lightweight yet durable, easy to handle for seasonal storage or cleaning



DSH21 - High Back Deep Seating Cushion
fits Charleston High Back *(includes Seat and Back)*

Perfectly tailored for the Charleston Collection (High Back), the DSH21 Cushion Set delivers premium comfort with its padded seat and high back design.

Back: 25 x 27 x 9" / 64 x 69 x 23 cm
Seat: 24 x 25.5 x 7" / 61 x 65 x 18 cm
11.5 lbs / 5.25 kg

- High Back cushion includes seat and back, fits Charleston Collection
- Marine-grade fabric withstands sun, salt, and rain in outdoor venues
- Lightweight yet durable, easy to handle for seasonal storage or cleaning

CUSHIONS



26" x 24" x 6" / 66 x 61 x 15 cm
4 lb / 2 kg

DSC03 - Large Ottoman Cushion
fits Stratford Ottoman

A perfect fit for the Stratford Ottoman, this cushion adds comfort while standing up to heavy use in commercial spaces. It's durable, stylish, and ready for high-traffic patios and resorts.

- Sunbrella® fabrics are easy to maintain
- Marine-grade fabric withstands sun, salt, and rain in outdoor venues
- Compatible with Stratfford Large Ottoman



DSC24 - Deep Seating Sectional Corner Cushion Set
fits Tofino & Stratford *(includes Seat and Back)*

Designed for the modular Tofino and Stratford sectional corners, this cushion set delivers lasting comfort.

Back - 60 x 18.5 x 9.25" / 152 x 47 x 23 cm
Seat - 27.25 x 27.25 x 7" / 69 x 69 x 18 cm
13 lb / 6 kg

- Sunbrella® fabrics are easy to maintain
- Marine-grade fabric withstands sun, salt, and rain in outdoor venues
- Custom-fit for modular Tofino & Stratford sectional corners



DSC05 - Deep Seating Chaise Extension Cushion Set

Extend your comfort with this tailored cushion set, designed for the modular Tofino and Stratford Chaise Extensions.

Back - 25 x 18.5" x 9" / 64 x 47 x 23 cm
Seat - 57 x 24 x 7" / 145 x 61 x 18 cm
15 lb / 7 kg

- Sunbrella® fabrics are easy to maintain
- Marine-grade fabric withstands sun, salt, and rain in outdoor venues
- Custom-fit for modular Tofino & Stratford Chaise extensions



C. R. PLASTIC PRODUCTS INC. LIMITED 5 YEAR COMMERCIAL WARRANTY

STRUCTURE	5 Years
SPLITTING	5 Years
CRACKING	5 Years
MATERIAL DEFECT	5 Years
STAINLESS STEEL HARDWARE	3 Years
SWIVEL COMPONENT	3 Years
SUNBRELLA FABRIC	5 Years
CUSHIONS	1 Year

General Warranty Conditions

C. R. Plastic Products Inc. shall not be liable for any failure, defect or damage resulting from or connected with the following:












- CRP lumber is made with UV-stabilizers to minimize fading; however, upon exposure to the sun, all colors will fade to some degree, with some colours fading more than others, including red. To minimize possible fading, keep product covered, utilize cushions where applicable, minimize direct sunlight by storing product when not in use.
- Some expansion and contraction is to be expected due to extreme changes in humidity and temperature.
- Color or pattern variance between any new replacement section or pieces and other sections or pieces. (We reserve the right to discontinue or modify any product line or color without notifying the original purchaser. If the original piece is not available, we retain the right to choose to provide replacement material of equal value or quality).
- Damage caused by acts of God, accident, neglect or abuse.
- C.R. Plastic Products does not recommend the use of pressure washers. Please refer to our Product Care and Maintenance Instructions. Our furniture is easy to clean so there is no need to power-wash it. Power-washing it can damage the surface, allowing dirt to penetrate deep inside the plastic and voids the warranty.

Stainless Steel Hardware







Stainless steel hardware is guaranteed not to fail structurally for a period of up to 3 years for commercial use (from date of purchase).

Warranty claims may be submitted to any of our authorized C.R. Plastic Products Inc. Dealers or by using our website form. Once the documentation has been received and evaluated, the customer will be notified of the solution. If the product is not returned within 60 days of date of purchase, the customer is responsible for all shipping charges that may apply. This warranty is effective for products purchased on or after September 1, 2018.









DEEP SEATING FABRICS (DSC21, DSC03, DSC24*, DSC05, DSH21)

 56079-0000 Milano Char	 56075-0000 Peyton Granite	 5403-0000 Canvas Jockey Red	 5439-0000 Canvas Navy	 40428-0000 Cast Ash
 40433-0000 Cast Silver	 40599-0002 Direction Dew	 48094-0000 Cast Breeze	 48135-0014 Bliss Dew	 48135-0002 Bliss Sand
 48135-0003 Bliss Smoke	 5453-0000 Canvas Canvas	 5402-0000 Canvas Granite	 40599-0001 Direction Linen	

SEAT CUSHION & LOUNGE PAD FABRICS (SC20, SC22*, LP02)















 5439-0000 Canvas Navy	 5402-0000 Canvas Granite	 56079-0000 Milano Char	 48135-0014 Bliss Dew	 48135-0003 Bliss Smoke*	 48135-0002 Bliss Sand*
--	---	---	--	--	---

HEADREST PILLOW FABRICS (A20)

 56079-0000 Milano Char	 40524-0002 Trusted Coast	 5403-0000 Canvas Jockey Red	 5608-0000 Seville Seaside
 14092-0000 Gateway Aloe	 40599-0002 Direction Dew	 40599-0001 Direction Linen	 5439-0000 Canvas Navy

DESIGNER FRAME COLOURS

Our extensive selection of designer frame colours offers a unique way to enhance your space with a cohesive colour theme or bold brand identity. Perfect for schools, universities, municipalities, and businesses, our vibrant palette allows you to seamlessly match your branding. For those seeking a truly custom look, we also offer tailored colour options to meet specific needs. *Custom colours available with minimum order quantities.*

 01 Red	 02 White	 03 Blue	 04 Yellow	 06 Vintage Forest Green
 07 Beige	 09 Turquoise	 11 Aqua	 12 Sky Blue	 13 Orange
 14 Black	 16 Chocolate	 17 Kiwi	 18 Slate Grey	 19 Light Grey
 20 Navy	 16-07 Chocolate/ Beige	 18-19 Slate Grey/ Light Grey		
TWO-TONES				

MADE-TO-ORDER CUSTOM CUSHION PROGRAM

Made-to-order custom cushion program is available upon request; choose from the full catalogue of Sunbrella Fabrics. *Cushion assortment is updated seasonally, please check out website for current fabrics.*

